



RoHS TEST REPORT

Applicant : Shenzhen Chainway Information Technology Co.,Ltd.

Product name : Mobile Data Terminal

Model name : C71

Trade name : CHAINWAY

Brand name : CHAINWAY

Test request : As required client, based on the RoHS Directive 2011/65/EU and amended by (EU) 2015/863, to determine the total Content of Lead, Cadmium, Mercury, Chromium VI, Polybrominated Diphenyls, Polybrominated Diphenyl Ethers in the submitted samples

Issue date : 2017-10-12

SHENZHEN MORLAB COMMUNICATIONS TECHNOLOGY Co., Ltd.

NOTE: This document is issued by MORLAB, the test report shall not be reproduced except in full without prior written permission of the company. The test results apply only to the particular sample(s) tested and to the specific tests carried out which is available on request for validation and information confirmed at our website.



DIRECTORY

| | |
|--|----|
| TEST REPORT DECLARATION..... | 3 |
| 1. TECHNICAL INFORMATION..... | 4 |
| 1.1. APPLICANT INFORMATION..... | 4 |
| 1.2. EQUIPMENT UNDER TEST (EUT) DESCRIPTION..... | 4 |
| 2. COMPONENT DESCRIPTION..... | 4 |
| 3. TEST METHODS..... | 21 |
| 3.1. SCREENING TEST BY XRF SPECTROSCOPY..... | 21 |
| 3.2. CHEMICAL TEST..... | 21 |
| 4. TEST RESULTS AND PHOTOGRAPHS OF SAMPLE..... | 22 |
| ANNEX A PHOTOGRAPHS OF THE EUT..... | 78 |
| ANNEX B GENERAL INFORMATION..... | 79 |



Test Report Declaration

| | |
|----------------------|--|
| Applicant | Shenzhen Chainway Information Technology Co.,Ltd. |
| Applicant Address | 9/F, Building 2, Daqian Industrial Park, Longchang Rd., District 67, Bao'an, Shenzhen |
| Manufacturer | Shenzhen Chainway Information Technology Co.,Ltd. |
| Manufacturer Address | 9/F, Building 2, Daqian Industrial Park, Longchang Rd., District 67, Bao'an, Shenzhen |
| Product Name | Mobile Data Terminal |
| Model Name | C71 |
| Test Standard | IEC 62321-3-1: 2013, IEC 62321-5: 2013, IEC 62321-4: 2013, IEC62321-7-1:2015, IEC 62321-6: 2015, IEC 62321-7-2:2017 |
| Test Date | 2017-09-11 to 2017-10-11 |
| Test Conclusion | Based on the verification results of the submitted samples, the results comply with the limits as set by RoHS Directive 2011/65/EU |

Tested by : Liu Rui
Liu Rui(Test engineer)

Approved by : Xiaoshan Ni
Xiaoshan Ni (Supervisor)



1. Technical Information

Note: Provided by applicant

1.1. Applicant Information

Company: Shenzhen Chainway Information Technology Co.,Ltd.
Address: 9/F, Building 2, Daqian Industrial Park, Longchang Rd., District 67, Bao'an,
Shenzhen

1.2. Equipment under Test (EUT) Description

| | |
|-------------|----------|
| Brand Name: | CHAINWAY |
| Trade Name: | CHAINWAY |
| Model Name: | C71 |

2. Component Description

| Part No. | Sample No. | Sample Description | Sample Material |
|----------|------------|----------------------------|-----------------|
| 1 | A | Mobile Data Terminal | |
| 2 | A-1 | SCREW | METAL |
| 3 | A-2 | BACK COVER | |
| 4 | A-2-1 | BLACK PLASTIC | POLYMER |
| 5 | A-2-2 | BLACK RUBBER | METAL |
| 6 | A-2-3 | BLACK LABEL | COMPOSITE |
| 7 | A-2-4 | CEMARA PROTECTIVE PLATE | POLYMER |
| 8 | A-2-5 | ALUMINUM DECORATIVE SHEET | METAL |
| 9 | A-2-6 | SCAN LENS PROTECTIVE SHEET | POLYMER |
| 10 | A-2-7 | PURPLE BUTTON | POLYMER |
| 11 | A-2-8 | GRAY BUTTON | POLYMER |



| Part No. | Sample No. | Sample Description | Sample Material |
|----------|------------|-------------------------|-----------------|
| 12 | A-2-9 | BLACK WATERPOOF RUBBER | POLYMER |
| 13 | A-2-10 | SPEAKER PROTECTIVE FILM | POLYMER |
| 14 | A-2-11 | SILVER SCREW | METAL |
| 15 | A-2-12 | YELLOW METAL | METAL |
| 16 | A-2-13 | YELLOW NUT | METAL |
| 17 | A-2-14 | SILVER METAL | METAL |
| 18 | A-2-15 | GLASS | COMPOSITE |
| 19 | A-2-16 | IC | COMPOSITE |
| 20 | A-2-17 | IC | COMPOSITE |
| 21 | A-2-18 | IC | COMPOSITE |
| 22 | A-2-19 | IC | COMPOSITE |
| 23 | A-2-20 | CRYSTAL OSCILLATOR | COMPOSITE |
| 24 | A-2-21 | AUDION | COMPOSITE |
| 25 | A-2-22 | SMD CAPACITOR | COMPOSITE |
| 26 | A-2-23 | SMD RESISTOR | COMPOSITE |
| 27 | A-2-24 | BLACK GLUE | COMPOSITE |
| 28 | A-2-25 | PCB | COMPOSITE |
| 29 | A-3 | SPEAKER | |
| 30 | A-3-1 | BLACK PLASTIC | POLYMER |
| 31 | A-3-2 | SILVER METAL | METAL |
| 32 | A-3-3 | SILVER MAGNET | METAL |
| 33 | A-3-4 | RED COIL | METAL |



| Part No. | Sample No. | Sample Description | Sample Material |
|----------|------------|--------------------|-----------------|
| 34 | A-3-5 | PAPER | COMPOSITE |
| 35 | A-3-6 | TRANSPARENT FILM | POLYMER |
| 36 | A-3-7 | METAL PIN | METAL |
| 37 | A-4 | BLACK PLASTIC | POLYMER |
| 38 | A-5 | SILVER SCREW | METAL |
| 39 | A-6 | YELLOW METAL PIN | METAL |
| 40 | A-7 | SILVER METAL | METAL |
| 41 | A-8 | BASEBAND | COMPOSITE |
| 42 | A-9 | LED COMPONET | |
| 43 | A-9-1 | LED MAIN BODY | COMPOSITE |
| 44 | A-9-2 | LED METAL PIN | METAL |
| 45 | A-9-3 | RED WIRE SHEATH | POLYMER |
| 46 | A-9-4 | BLACK WIRE SHEATH | POLYMER |
| 47 | A-9-5 | SILVER WIRE | METAL |
| 48 | A-10 | SENSOR COMPONENT | |
| 49 | A-10-1 | IC | COMPOSITE |
| 50 | A-10-2 | BASEBAND | COMPOSITE |
| 51 | A-10-3 | SILVER METAL | METAL |
| 52 | A-11 | BLACK SPONGE | COMPOSITE |
| 53 | A-12 | MOTOR | |
| 54 | A-12-1 | BLACK SPONGE | COMPOSITE |
| 55 | A-12-2 | SILVER METAL | METAL |



| Part No. | Sample No. | Sample Description | Sample Material |
|----------|------------|----------------------------|-----------------|
| 56 | A-12-3 | SILVER MAGNET | METAL |
| 57 | A-12-4 | WHITE PLASTIC | POLYMER |
| 58 | A-12-5 | PCB | COMPOSITE |
| 59 | A-12-6 | SILVER METAL | METAL |
| 60 | A-12-7 | COPPER COIL | METAL |
| 61 | A-12-8 | COPPER METAL | METAL |
| 62 | A-12-9 | RED WIRE SHEATH | POLYMER |
| 63 | A-12-10 | BLUE WIRE SHEATH | POLYMER |
| 64 | A-12-11 | SILVER WIRE | METAL |
| 65 | A-12-12 | BASEBAND | COMPOSITE |
| 66 | A-12-13 | WHITE PLASTIC | POLYMER |
| 67 | A-12-14 | SILVER METAL PIN | METAL |
| 68 | A-13 | SCAN COMPONENT | |
| 69 | A-13-1 | BLACK FILM | POLYMER |
| 70 | A-13-2 | SILVER METAL | METAL |
| 71 | A-13-3 | TRANSPARENT PLASTIC | POLYMER |
| 72 | A-13-4 | LABEL | COMPOSITE |
| 73 | A-13-5 | PC INTERFACE BLACK PLASTIC | POLYMER |
| 74 | A-13-6 | PC INTERFACE WHITE PLASTIC | POLYMER |
| 75 | A-13-7 | PC INTERFACE METAL PIN | METAL |
| 76 | A-13-8 | CAMERA BLACK PLASTIC | POLYMER |
| 77 | A-13-9 | CAMERA TRANSPARENT PLASTIC | POLYMER |



| Part No. | Sample No. | Sample Description | Sample Material |
|----------|------------|----------------------------|-----------------|
| 78 | A-13-10 | CAMERA GLASS | COMPOSITE |
| 79 | A-13-11 | IC | COMPOSITE |
| 80 | A-13-12 | IC | COMPOSITE |
| 81 | A-13-13 | IC | COMPOSITE |
| 82 | A-13-14 | IC | COMPOSITE |
| 83 | A-13-15 | INDUCTOR | COMPOSITE |
| 84 | A-13-16 | CAPACITOR | COMPOSITE |
| 85 | A-13-17 | PCB | COMPOSITE |
| 86 | A-14 | SIM CARD MODULE | |
| 87 | A-14-1 | SIM CARD SLOTSILVER METAL | METAL |
| 88 | A-14-2 | SIM CARD SLOTSILVER METAL | METAL |
| 89 | A-14-3 | SIM CARD SLOTBLACK PLASTIC | POLYMER |
| 90 | A-14-4 | IC | COMPOSITE |
| 91 | A-14-5 | MICROPHONE | COMPOSITE |
| 92 | A-14-6 | AUDION | COMPOSITE |
| 93 | A-14-7 | DIODE | COMPOSITE |
| 94 | A-14-8 | IC | COMPOSITE |
| 95 | A-14-9 | PC INTERFACE BLACK PLASTIC | POLYMER |
| 96 | A-14-10 | PC INTERFACE GRAY PLASTIC | POLYMER |
| 97 | A-14-11 | METAL PIN | METAL |
| 98 | A-14-12 | SMD CAPACITOR | COMPOSITE |
| 99 | A-14-13 | SMD RESISTOR | COMPOSITE |



| Part No. | Sample No. | Sample Description | Sample Material |
|----------|------------|-------------------------|-----------------|
| 100 | A-14-14 | SILVER SHIELDING COVER | METAL |
| 101 | A-14-15 | METAL TOUCH SPOT | METAL |
| 102 | A-14-16 | PCB | COMPOSITE |
| 103 | A-15 | FRONT SCREEN MODULE | |
| 104 | A-15-1 | TOUCH GLASS | COMPOSITE |
| 105 | A-15-2 | DISPLAY SCREEN GLASS | COMPOSITE |
| 106 | A-15-3 | WHITE PLASTIC FRAME | POLYMER |
| 107 | A-15-4 | TRANSPARENT PLASTIC | POLYMER |
| 108 | A-15-5 | REFLECTIVE FILM | POLYMER |
| 109 | A-15-6 | TRANSPARENT FILM | POLYMER |
| 110 | A-15-7 | SILVER DECORATIVE SHEET | POLYMER |
| 111 | A-15-8 | LED | COMPOSITE |
| 112 | A-15-9 | IC | COMPOSITE |
| 113 | A-15-10 | IC | COMPOSITE |
| 114 | A-15-11 | CAPACITOR | COMPOSITE |
| 115 | A-15-12 | BASEBAND | COMPOSITE |
| 116 | A-15-13 | SILVER METAL | METAL |
| 117 | A-15-14 | BLACK GLUE | COMPOSITE |
| 118 | A-16 | MESOCHITE | |
| 119 | A-16-1 | ALUMINUM COVER | METAL |
| 120 | A-16-2 | BLACK PLASTIC | POLYMER |
| 121 | A-16-3 | RUBBER BUTTON | POLYMER |



| Part No. | Sample No. | Sample Description | Sample Material |
|----------|------------|---------------------|-----------------|
| 122 | A-16-4 | COPPER NUT | METAL |
| 123 | A-16-5 | BLACK GLUE | COMPOSITE |
| 124 | A-16-6 | TRANSPARENT PLASTIC | POLYMER |
| 125 | A-16-7 | BLACK SPONGE PAD | COMPOSITE |
| 126 | A-16-8 | CONDUCTIVE GLUE | COMPOSITE |
| 127 | A-16-9 | BASEBAND | COMPOSITE |
| 128 | A-16-10 | BLACK RUBBER MAT | POLYMER |
| 129 | A-17 | CAMERA | |
| 130 | A-17-1 | BLACK RUBBER | POLYMER |
| 131 | A-17-2 | SILVER METAL COVER | METAL |
| 132 | A-17-3 | BLACK PLASTIC | POLYMER |
| 133 | A-17-4 | TRANSPARENT PLASTIC | POLYMER |
| 134 | A-17-5 | COPPER COIL | METAL |
| 135 | A-17-6 | GLASS | COMPOSITE |
| 136 | A-17-7 | PCB | COMPOSITE |
| 137 | A-17-8 | BASEBAND | COMPOSITE |
| 138 | A-17-9 | SILVER METAL | METAL |
| 139 | A-18 | SPEAKER | |
| 140 | A-18-1 | SILVER METAL | METAL |
| 141 | A-18-2 | WHITE FILM | POLYMER |
| 142 | A-18-3 | COPPER METAL | METAL |
| 143 | A-18-4 | BLACK PLASTIC | POLYMER |



| Part No. | Sample No. | Sample Description | Sample Material |
|----------|------------|--------------------|-----------------|
| 144 | A-18-5 | COPPER COIL | METAL |
| 145 | A-18-6 | SILVER METAL | METAL |
| 146 | A-18-7 | MAGNET | METAL |
| 147 | A-19 | RF LINE | |
| 148 | A-19-1 | COPPER METAL | METAL |
| 149 | A-19-2 | BLACK PLASTIC | POLYMER |
| 150 | A-19-3 | BLACK WIRE SHEATH | POLYMER |
| 151 | A-19-4 | SILVER WIRE | METAL |
| 152 | A-19-5 | WHITE WIRE | METAL |
| 153 | A-20 | INTERFACE PCB | |
| 154 | A-20-1 | SILVER METAL | METAL |
| 155 | A-20-2 | SILVER METAL | METAL |
| 156 | A-20-3 | WHITE PLASTIC | POLYMER |
| 157 | A-20-4 | BLACK PLASTIC | POLYMER |
| 158 | A-20-5 | SILVER METAL PIN | METAL |
| 159 | A-20-6 | MICROPHONE | COMPOSITE |
| 160 | A-20-7 | PCB | COMPOSITE |
| 161 | A-21 | BUTTON PCB | |
| 162 | A-21-1 | TRANSPARENT FILM | POLYMER |
| 163 | A-21-2 | SHRAPNEL | METAL |
| 164 | A-21-3 | BLACK PLASTIC | POLYMER |
| 165 | A-21-4 | RESISTOR | COMPOSITE |



| Part No. | Sample No. | Sample Description | Sample Material |
|----------|------------|--------------------|-----------------|
| 166 | A-21-5 | COPPER METAL | METAL |
| 167 | A-21-6 | PCB | COMPOSITE |
| 168 | A-22 | MAIN PCB | |
| 169 | A-22-1 | LABEL | COMPOSITE |
| 170 | A-22-2 | SHIELDING COVER | METAL |
| 171 | A-22-3 | SHIELDING COVER | METAL |
| 172 | A-22-4 | SHIELDING COVER | METAL |
| 173 | A-22-5 | LED | COMPOSITE |
| 174 | A-22-6 | FLASHLIGHT | COMPOSITE |
| 175 | A-22-7 | IC | COMPOSITE |
| 176 | A-22-8 | IC | COMPOSITE |
| 177 | A-22-9 | IC | COMPOSITE |
| 178 | A-22-10 | IC | COMPOSITE |
| 179 | A-22-11 | IC | COMPOSITE |
| 180 | A-22-12 | IC | COMPOSITE |
| 181 | A-22-13 | IC | COMPOSITE |
| 182 | A-22-14 | WHITE INDUCTOR | COMPOSITE |
| 183 | A-22-15 | INDUCTOR | COMPOSITE |
| 184 | A-22-16 | INDUCTOR | COMPOSITE |
| 185 | A-22-17 | INDUCTOR | COMPOSITE |
| 186 | A-22-18 | INDUCTOR | COMPOSITE |
| 187 | A-22-19 | CRYSTAL OSCILLATOR | COMPOSITE |



| Part No. | Sample No. | Sample Description | Sample Material |
|----------|------------|--------------------|-----------------|
| 188 | A-22-20 | RESISTOR | COMPOSITE |
| 189 | A-22-21 | RESISTOR | COMPOSITE |
| 190 | A-22-22 | CAPACITOR | COMPOSITE |
| 191 | A-22-23 | SMD RESISTOR | COMPOSITE |
| 192 | A-22-24 | SMD CAPACITOR | COMPOSITE |
| 193 | A-22-25 | AUDION | COMPOSITE |
| 194 | A-22-26 | IC | COMPOSITE |
| 195 | A-22-27 | IC | COMPOSITE |
| 196 | A-22-28 | IC | COMPOSITE |
| 197 | A-22-29 | IC | COMPOSITE |
| 198 | A-22-30 | IC | COMPOSITE |
| 199 | A-22-31 | IC | COMPOSITE |
| 200 | A-22-32 | IC | COMPOSITE |
| 201 | A-22-33 | IC | COMPOSITE |
| 202 | A-22-34 | IC | COMPOSITE |
| 203 | A-22-35 | CRYSTAL OSCILLATOR | COMPOSITE |
| 204 | A-22-36 | BLUE CAPACITOR | COMPOSITE |
| 205 | A-22-37 | INDUCTOR | COMPOSITE |
| 206 | A-22-38 | INDUCTOR | COMPOSITE |
| 207 | A-22-39 | INDUCTOR | COMPOSITE |
| 208 | A-22-40 | DIODE | COMPOSITE |
| 209 | A-22-41 | RESISTOR | COMPOSITE |



| Part No. | Sample No. | Sample Description | Sample Material |
|----------|------------|--------------------|-----------------|
| 210 | A-22-42 | SOLDERING TIN | METAL |
| 211 | A-22-43 | PCB | COMPOSITE |
| 212 | A-22-44 | INTERFACE | METAL |
| 213 | A-22-45 | BLACK PLASTIC | POLYMER |
| 214 | A-22-46 | COPPER METAL | METAL |
| 215 | A-23 | BATTERY | |
| 216 | A-23-1 | YELLOW GLUE | COMPOSITE |
| 217 | A-23-2 | BLACK RUBBER | POLYMER |
| 218 | A-23-3 | BLACK PLASTIC | POLYMER |
| 219 | A-23-4 | COPPER METAL | METAL |
| 220 | A-23-5 | BASEPLATE | POLYMER |
| 221 | A-23-6 | BASEBAND | COMPOSITE |
| 222 | A-23-7 | IC | COMPOSITE |
| 223 | A-23-8 | IC | COMPOSITE |
| 224 | A-23-9 | SMD RESISTOR | COMPOSITE |
| 225 | A-23-10 | SMD CAPACITOR | COMPOSITE |
| 226 | A-23-11 | SOLDERING TIN | METAL |
| 227 | A-23-12 | PCB | COMPOSITE |
| 228 | A-23-13 | SILVER COVER | METAL |
| 239 | A-23-14 | BLUE FILM | POLYMER |
| 230 | A-23-15 | GREEN FILM | POLYMER |
| 231 | A-23-16 | ALUMINUM FOIL | METAL |



| Part No. | Sample No. | Sample Description | Sample Material |
|----------|------------|--------------------------|-----------------|
| 232 | A-23-17 | COPPER FOIL | METAL |
| 233 | A-23-18 | WHITE FILM | POLYMER |
| 234 | A-23-19 | ELECTROLYTIC PAPER | COMPOSITE |
| 235 | A-23-20 | ELECTRODE | METAL |
| 236 | A-24 | FINGERPRINT MODULE | |
| 237 | A-24-1 | BLACK PLASTIC COVER | POLYMER |
| 238 | A-24-2 | BLACK SOPNGE MAT | COMPOSITE |
| 239 | A-24-3 | TRANSPARENT GLUE | COMPOSITE |
| 240 | A-24-4 | TRANSPARENT PLASTIC | POLYMER |
| 241 | A-24-5 | WHITE PLASTIC | POLYMER |
| 242 | A-24-6 | WHITE PLASTIC | POLYMER |
| 243 | A-24-7 | TRANSPARENT PLASTIC | POLYMER |
| 244 | A-24-8 | WHITE PLASTIC | POLYMER |
| 245 | A-24-9 | COPPER METAL PIN | METAL |
| 246 | A-24-10 | BLACK HEAT SHRINK TUBING | POLYMER |
| 247 | A-24-11 | RED WIRE SHEATH | POLYMER |
| 248 | A-24-12 | YELLOW WIRE SHEATH | POLYMER |
| 249 | A-24-13 | GREEN WIRE SHEATH | POLYMER |
| 250 | A-24-14 | BLUE WIRE SHEATH | POLYMER |
| 251 | A-24-15 | BLACK WIRE SHEATH | POLYMER |
| 252 | A-24-16 | WHITE WIRE SHEATH | POLYMER |
| 253 | A-24-17 | SILVER WIRE | METAL |



| Part No. | Sample No. | Sample Description | Sample Material |
|----------|------------|------------------------|-----------------|
| 254 | A-24-18 | LABEL | COMPOSITE |
| 255 | A-24-19 | SHIELDING COVER | METAL |
| 256 | A-24-20 | SHIELDING FRAME | METAL |
| 257 | A-24-21 | BEIGE PLASTIC | POLYMER |
| 258 | A-24-22 | SILVER METAL PIN | METAL |
| 259 | A-24-23 | IC | COMPOSITE |
| 260 | A-24-24 | IC | COMPOSITE |
| 261 | A-24-25 | IC | COMPOSITE |
| 262 | A-24-26 | IC | COMPOSITE |
| 263 | A-24-27 | IC | COMPOSITE |
| 264 | A-24-28 | IC | COMPOSITE |
| 265 | A-24-29 | IC | COMPOSITE |
| 266 | A-24-30 | IC | COMPOSITE |
| 267 | A-24-31 | IC | COMPOSITE |
| 268 | A-24-32 | GLASS LNES | COMPOSITE |
| 269 | A-24-33 | LED | COMPOSITE |
| 270 | A-24-34 | CRYSTAL OSCILLATOR | COMPOSITE |
| 271 | A-24-35 | AUDION | COMPOSITE |
| 272 | A-24-36 | BLACK CERAMIC INDUCTOR | COMPOSITE |
| 273 | A-24-37 | FERRITE BEAD | COMPOSITE |
| 274 | A-24-38 | CAPACITOR | COMPOSITE |
| 275 | A-24-39 | CAPACITOR | COMPOSITE |



| Part No. | Sample No. | Sample Description | Sample Material |
|----------|------------|---------------------|-----------------|
| 276 | A-24-40 | RESISTOR | COMPOSITE |
| 277 | A-24-41 | SMT CAPACITOR | COMPOSITE |
| 278 | A-24-42 | SMT RESISTOR | COMPOSITE |
| 279 | A-24-43 | SOLDERING TIN | METAL |
| 280 | A-24-44 | PCB | COMPOSITE |
| 281 | B | ADAPTOR | |
| 282 | B-1 | BLACK PLASTIC COVER | POLYMER |
| 283 | B-2 | BLACK PLASTIC | POLYMER |
| 284 | B-3 | SILVER METAL | METAL |
| 285 | B-4 | SOLDERING TIN | METAL |
| 286 | B-5 | RED WIRE SHEATH | POLYMER |
| 287 | B-6 | BLACK WIRE SHEATH | POLYMER |
| 288 | B-7 | SILVER WIRE | METAL |
| 289 | B-8 | WHITE RUBBER | POLYMER |
| 290 | B-9 | BLACK PLASTIC | POLYMER |
| 291 | B-10 | BLUE CAPACITOR | |
| 292 | B-10-1 | MAIN BODY | COMPOSITE |
| 293 | B-10-2 | METAL PIN | METAL |
| 294 | B-11 | USB INTERFACE | |
| 295 | B-11-1 | SILVER METAL | METAL |
| 296 | B-11-2 | BLACK PLASTIC | POLYMER |
| 297 | B-11-3 | COPPER PIN | METAL |



| Part No. | Sample No. | Sample Description | Sample Material |
|----------|------------|------------------------|-----------------|
| 298 | B-12 | ELECTROLYTIC CAPACITOR | |
| 299 | B-12-1 | SILVER COVER | METAL |
| 300 | B-12-2 | RUBBER MAT | POLYMER |
| 301 | B-12-3 | ELECTROLYTE | COMPOSITE |
| 302 | B-12-4 | ELECTRODE | METAL |
| 303 | B-13 | ELECTROLYTIC CAPACITOR | |
| 304 | B-13-1 | BLACK SKIN | POLYMER |
| 305 | B-13-2 | SILVER COVER | METAL |
| 306 | B-13-3 | RUBBER MAT | POLYMER |
| 307 | B-13-4 | ELECTROLYTE | COMPOSITE |
| 308 | B-13-5 | ELECTRODE | METAL |
| 309 | B-14 | COLOUR RING RESISTOR | |
| 310 | B-14-1 | MAIN BODY | COMPOSITE |
| 311 | B-14-2 | ELECTRODE | METAL |
| 312 | B-15 | AUDION | |
| 313 | B-15-1 | MAIN BODY | COMPOSITE |
| 314 | B-15-2 | METAL PIN | METAL |
| 315 | B-16 | INDUCTOR | |
| 316 | B-16-1 | BLACK PLASTIC | POLYMER |
| 317 | B-16-2 | BLACK PLASTIC | POLYMER |
| 318 | B-16-3 | MAIN BODY | COMPOSITE |
| 319 | B-16-4 | METAL PIN | METAL |



| Part No. | Sample No. | Sample Description | Sample Material |
|----------|------------|------------------------|-----------------|
| 320 | B-17 | TRANSFORMER | |
| 321 | B-17-1 | BLACK PLASTIC | POLYMER |
| 322 | B-17-2 | MAGNET | METAL |
| 323 | B-17-3 | YELLOW GLUE TAPE | COMPOSITE |
| 324 | B-17-4 | TRANSPARENT DRIVE PIPE | POLYMER |
| 325 | B-17-5 | BLACK WIRE SHEATH | POLYMER |
| 326 | B-17-6 | ENAMELLED WIRE | COMPOSITE |
| 327 | B-17-7 | COPPER WIRE | METAL |
| 328 | B-17-8 | METAL PIN | METAL |
| 329 | B-18 | IC | COMPOSITE |
| 330 | B-19 | IC | COMPOSITE |
| 331 | B-20 | IC | COMPOSITE |
| 332 | B-21 | DIODE | COMPOSITE |
| 333 | B-22 | DIODE | COMPOSITE |
| 334 | B-23 | INDUCTOR | COMPOSITE |
| 335 | B-24 | RESISTOR | COMPOSITE |
| 336 | B-25 | CAPACITOR | COMPOSITE |
| 337 | B-26 | SOLDERING TIN | METAL |
| 338 | B-27 | PCB | COMPOSITE |
| 339 | C | DATA LINE | |
| 340 | C-1 | BLACK RUBBER | POLYMER |
| 341 | C-2 | SILVER METAL | METAL |



| Part No. | Sample No. | Sample Description | Sample Material |
|----------|------------|----------------------|-----------------|
| 342 | C-3 | BLACK PLASTIC | POLYMER |
| 343 | C-4 | TRANSLUCENCE PLASTIC | POLYMER |
| 344 | C-5 | COPPER METAL PIN | METAL |
| 345 | C-6 | SOLDERING TIN | METAL |
| 346 | C-7 | BLACK WIRE SHEATH | POLYMER |
| 347 | C-8 | TIN FOIL | COMPOSITE |
| 348 | C-9 | WHITE COTTON THREAD | COMPOSITE |
| 349 | C-10 | RED WIRE SHEATH | POLYMER |
| 350 | C-11 | GREEN WIRE SHEATH | POLYMER |
| 351 | C-12 | RED WIRE SHEATH | POLYMER |
| 352 | C-13 | SILVER WIRE | METAL |
| 353 | C-14 | BLACK RUBBER | POLYMER |
| 354 | C-15 | TRANSPARENT PLASTIC | POLYMER |
| 355 | C-16 | SILVER METAL | METAL |
| 356 | C-17 | BROWN PLASTIC | POLYMER |
| 357 | C-18 | BLACK PLASTIC | POLYMER |
| 358 | C-19 | LIGHT GREEN RUBBER | POLYMER |
| 359 | C-20 | COPPER METAL PIN | METAL |
| 360 | C-21 | SOLDERING TIN | METAL |
| 361 | C-22 | PCB | COMPOSITE |

3. Test Methods

3.1. Screening test by XRF spectroscopy

XRF screening limits in mg/kg for regulated elements according to IEC 62321-3-1:2013

| Element | Polymer | Metal | Composite Materials |
|---------|--|--|--|
| Cd | $P \leq 70 - 3\sigma < D < 130 + 3\sigma \leq F$ | $P \leq 70 - 3\sigma < D < 130 + 3\sigma \leq F$ | $P \leq 50 - 3\sigma < D < 150 + 3\sigma \leq F$ |
| Pb | $P \leq 700 - 3\sigma < D < 1300 + 3\sigma \leq F$ | $P \leq 700 - 3\sigma < D < 1300 + 3\sigma \leq F$ | $P \leq 500 - 3\sigma < D < 1500 + 3\sigma \leq F$ |
| Hg | $P \leq 700 - 3\sigma < D < 1300 + 3\sigma \leq F$ | $P \leq 700 - 3\sigma < D < 1300 + 3\sigma \leq F$ | $P \leq 500 - 3\sigma < D < 1500 + 3\sigma \leq F$ |
| Br | $P \leq 300 - 3\sigma < D$ | - | $P \leq 250 - 3\sigma < D$ |
| Cr | $P \leq 700 - 3\sigma < D$ | $P \leq 700 - 3\sigma < D$ | $P \leq 500 - 3\sigma < D$ |

Note: P = PASS

F = FAIL

The symbol "D" marks the region where further investigation is necessary.

3.2. Chemical Test

If XRF screening result is in the region of D, chemical test is used to determine the hazardous substances

| Test item | Procedure | Apparatus | MDL |
|------------------|--|-----------|------------------------|
| Hg | With reference to IEC 62321-4:2013 | ICP-OES | 2 mg/kg |
| Cd & Pb | With reference to IEC 62321-5:2013 | ICP-OES | 2 mg/kg |
| Cr ⁶⁺ | With reference to IEC 62321-7-2:2017 (For Polymer and Electronics) | UV-VIS | 2 mg/kg |
| | With reference to IEC 62321-7-1:2015 [▲] (For Plating on Metals) | | 0.1 ug/cm ² |
| PBBs & PBDEs | With reference to IEC 62321-6:2015 | GC-MS | 5 mg/kg |







4. Test Results and Photographs of Sample

The results of XRF screening and chemical test (Unit: mg/kg)

| No. | Sample No. | Figure | X-ray Screening | | chemical test | | | |
|-----|------------|---|------------------|----------------------|---------------|---------|-------|------|
| | | | Element | Data | UV-Vis | ICP-OES | GC-MS | |
| 1 | A-1 |  | Pb | N.D. | / | / | / | |
| | | | Cd | N.D. | | | | |
| | | | Hg | N.D. | | | | |
| | | | Cr | 6.64×10 ⁴ | | | | |
| | | | Br | / | | | | |
| | | | Cr ⁶⁺ | | | | | N.D. |
| | | | PBBs | | | | | |
| | | | PBDEs | | | | | |
| 2 | A-2-1 |  | Pb | N.D. | / | / | / | |
| | | | Cd | N.D. | | | | |
| | | | Hg | N.D. | | | | |
| | | | Cr | N.D. | | | | |
| | | | Br | N.D. | | | | |
| | | | Cr ⁶⁺ | | | | | |
| | | | PBBs | | | | | |
| | | | PBDEs | | | | | |
| 3 | A-2-2 |  | Pb | N.D. | / | / | / | |
| | | | Cd | N.D. | | | | |
| | | | Hg | N.D. | | | | |
| | | | Cr | N.D. | | | | |
| | | | Br | N.D. | | | | |
| | | | Cr ⁶⁺ | | | | | |
| | | | PBBs | | | | | |
| | | | PBDEs | | | | | |
| 4 | A-2-3 |  | Pb | N.D. | / | / | / | |
| | | | Cd | N.D. | | | | |
| | | | Hg | N.D. | | | | |
| | | | Cr | N.D. | | | | |
| | | | Br | N.D. | | | | |
| | | | Cr ⁶⁺ | | | | | |
| | | | PBBs | | | | | |
| | | | PBDEs | | | | | |
| 5 | A-2-4 |  | Pb | N.D. | / | / | / | |
| | | | Cd | N.D. | | | | |
| | | | Hg | N.D. | | | | |
| | | | Cr | N.D. | | | | |
| | | | Br | N.D. | | | | |
| | | | Cr ⁶⁺ | | | | | |
| | | | PBBs | | | | | |
| | | | PBDEs | | | | | |
| 6 | A-2-5 |  | Pb | N.D. | / | / | / | |
| | | | Cd | N.D. | | | | |
| | | | Hg | N.D. | | | | |
| | | | Cr | N.D. | | | | |
| | | | Br | / | | | | |
| | | | Cr ⁶⁺ | | | | | |
| | | | PBBs | | | | | |
| | | | PBDEs | | | | | |


| No. | Sample No. | Figure | X-ray Screening | | chemical test | | |
|-----|------------|---|------------------|----------------------|---------------|---------|-------|
| | | | Element | Data | UV-Vis | ICP-OES | GC-MS |
| 7 | A-2-6 |  | Pb | N.D. | / | / | / |
| | | | Cd | N.D. | | | |
| | | | Hg | N.D. | | | |
| | | | Cr | N.D. | | | |
| | | | Br | N.D. | | | |
| | | | Cr ⁶⁺ | | | | |
| | | | PBBs | | | | |
| | | | PBDEs | | | | |
| 8 | A-2-7 |  | Pb | N.D. | / | / | / |
| | | | Cd | N.D. | | | |
| | | | Hg | N.D. | | | |
| | | | Cr | N.D. | | | |
| | | | Br | N.D. | | | |
| | | | Cr ⁶⁺ | | | | |
| | | | PBBs | | | | |
| | | | PBDEs | | | | |
| 9 | A-2-8 |  | Pb | N.D. | / | / | / |
| | | | Cd | N.D. | | | |
| | | | Hg | N.D. | | | |
| | | | Cr | N.D. | | | |
| | | | Br | N.D. | | | |
| | | | Cr ⁶⁺ | | | | |
| | | | PBBs | | | | |
| | | | PBDEs | | | | |
| 10 | A-2-9 |  | Pb | N.D. | / | / | / |
| | | | Cd | N.D. | | | |
| | | | Hg | N.D. | | | |
| | | | Cr | N.D. | | | |
| | | | Br | N.D. | | | |
| | | | Cr ⁶⁺ | | | | |
| | | | PBBs | | | | |
| | | | PBDEs | | | | |
| 11 | A-2-10 |  | Pb | N.D. | / | / | / |
| | | | Cd | N.D. | | | |
| | | | Hg | N.D. | | | |
| | | | Cr | N.D. | | | |
| | | | Br | N.D. | | | |
| | | | Cr ⁶⁺ | | | | |
| | | | PBBs | | | | |
| | | | PBDEs | | | | |
| 12 | A-2-11 |  | Pb | N.D. | / | / | / |
| | | | Cd | N.D. | | | |
| | | | Hg | N.D. | | | |
| | | | Cr | 1.83×10 ⁴ | | | |
| | | | Br | / | N.D. | | |
| | | | Cr ⁶⁺ | | | | |
| | | | PBBs | | | | |
| | | | PBDEs | | | | |

| No. | Sample No. | Figure | X-ray Screening | | chemical test | | |
|-----|------------|---|------------------|----------------------|---------------|-----------------------|-------|
| | | | Element | Data | UV-Vis | ICP-OES | GC-MS |
| 13 | A-2-12 |  | Pb | 1.59×10 ³ | / | #2.93×10 ⁴ | / |
| | | | Cd | N.D. | | | |
| | | | Hg | N.D. | | | |
| | | | Cr | N.D. | | | |
| | | | Br | / | | | |
| | | | Cr ⁶⁺ | | | | |
| | | | PBBs | | | | |
| | | | PBDEs | | | | |
| 14 | A-2-13 |  | Pb | 1.85×10 ³ | / | #2.89×10 ⁴ | / |
| | | | Cd | N.D. | | | |
| | | | Hg | N.D. | | | |
| | | | Cr | N.D. | | | |
| | | | Br | / | | | |
| | | | Cr ⁶⁺ | | | | |
| | | | PBBs | | | | |
| | | | PBDEs | | | | |
| 15 | A-2-14 |  | Pb | N.D. | / | / | / |
| | | | Cd | N.D. | | | |
| | | | Hg | N.D. | | | |
| | | | Cr | 1.11×10 ⁵ | | | |
| | | | Br | / | N.D. | | |
| | | | Cr ⁶⁺ | | | | |
| | | | PBBs | | | | |
| | | | PBDEs | | | | |
| 16 | A-2-15 |  | Pb | N.D. | / | / | / |
| | | | Cd | N.D. | | | |
| | | | Hg | N.D. | | | |
| | | | Cr | N.D. | | | |
| | | | Br | N.D. | | | |
| | | | Cr ⁶⁺ | | | | |
| | | | PBBs | | | | |
| | | | PBDEs | | | | |
| 17 | A-2-16 |  | Pb | N.D. | / | / | / |
| | | | Cd | N.D. | | | |
| | | | Hg | N.D. | | | |
| | | | Cr | N.D. | | | |
| | | | Br | N.D. | | | |
| | | | Cr ⁶⁺ | | | | |
| | | | PBBs | | | | |
| | | | PBDEs | | | | |
| 18 | A-2-17 |  | Pb | N.D. | / | / | / |
| | | | Cd | N.D. | | | |
| | | | Hg | N.D. | | | |
| | | | Cr | N.D. | | | |
| | | | Br | N.D. | | | |
| | | | Cr ⁶⁺ | | | | |
| | | | PBBs | | | | |
| | | | PBDEs | | | | |

| No. | Sample No. | Figure | X-ray Screening | | chemical test | | |
|-----|------------|---|------------------|------|---------------|---------|-------|
| | | | Element | Data | UV-Vis | ICP-OES | GC-MS |
| 19 | A-2-18 |  | Pb | N.D. | / | / | / |
| | | | Cd | N.D. | | | |
| | | | Hg | N.D. | | | |
| | | | Cr | N.D. | | | |
| | | | Br | N.D. | | | |
| | | | Cr ⁶⁺ | | | | |
| | | | PBBs | | | | |
| | | | PBDEs | | | | |
| 20 | A-2-19 |  | Pb | N.D. | / | / | / |
| | | | Cd | N.D. | | | |
| | | | Hg | N.D. | | | |
| | | | Cr | N.D. | | | |
| | | | Br | N.D. | | | |
| | | | Cr ⁶⁺ | | | | |
| | | | PBBs | | | | |
| | | | PBDEs | | | | |
| 21 | A-2-20 |  | Pb | N.D. | / | / | / |
| | | | Cd | N.D. | | | |
| | | | Hg | N.D. | | | |
| | | | Cr | N.D. | | | |
| | | | Br | N.D. | | | |
| | | | Cr ⁶⁺ | | | | |
| | | | PBBs | | | | |
| | | | PBDEs | | | | |
| 22 | A-2-21 |  | Pb | N.D. | / | / | / |
| | | | Cd | N.D. | | | |
| | | | Hg | N.D. | | | |
| | | | Cr | N.D. | | | |
| | | | Br | N.D. | | | |
| | | | Cr ⁶⁺ | | | | |
| | | | PBBs | | | | |
| | | | PBDEs | | | | |
| 23 | A-2-22 |  | Pb | N.D. | / | / | / |
| | | | Cd | N.D. | | | |
| | | | Hg | N.D. | | | |
| | | | Cr | N.D. | | | |
| | | | Br | N.D. | | | |
| | | | Cr ⁶⁺ | | | | |
| | | | PBBs | | | | |
| | | | PBDEs | | | | |
| 24 | A-2-23 |  | Pb | N.D. | / | / | / |
| | | | Cd | N.D. | | | |
| | | | Hg | N.D. | | | |
| | | | Cr | N.D. | | | |
| | | | Br | N.D. | | | |
| | | | Cr ⁶⁺ | | | | |
| | | | PBBs | | | | |
| | | | PBDEs | | | | |







| No. | Sample No. | Figure | X-ray Screening | | chemical test | | |
|-----|------------|---|------------------|----------------------|---------------|---------|-------|
| | | | Element | Data | UV-Vis | ICP-OES | GC-MS |
| 25 | A-2-24 |  | Pb | N.D. | / | / | / |
| | | | Cd | N.D. | | | |
| | | | Hg | N.D. | | | |
| | | | Cr | N.D. | | | |
| | | | Br | N.D. | | | |
| | | | Cr ⁶⁺ | | | | |
| | | | PBBs | | | | |
| | | | PBDEs | | | | |
| 26 | A-2-25 |  | Pb | N.D. | / | / | / |
| | | | Cd | N.D. | | | |
| | | | Hg | N.D. | | | |
| | | | Cr | N.D. | | | |
| | | | Br | N.D. | | | |
| | | | Cr ⁶⁺ | | | | |
| | | | PBBs | | | | |
| | | | PBDEs | | | | |
| 27 | A-3-1 |  | Pb | N.D. | / | / | / |
| | | | Cd | N.D. | | | |
| | | | Hg | N.D. | | | |
| | | | Cr | N.D. | | | |
| | | | Br | N.D. | | | |
| | | | Cr ⁶⁺ | | | | |
| | | | PBBs | | | | |
| | | | PBDEs | | | | |
| 28 | A-3-2 |  | Pb | N.D. | / | / | / |
| | | | Cd | N.D. | | | |
| | | | Hg | N.D. | | | |
| | | | Cr | 2.92×10 ⁴ | | | |
| | | | Br | / | N.D. | | |
| | | | Cr ⁶⁺ | | | | |
| | | | PBBs | | | | |
| | | | PBDEs | | | | |
| 29 | A-3-3 |  | Pb | N.D. | / | / | / |
| | | | Cd | N.D. | | | |
| | | | Hg | N.D. | | | |
| | | | Cr | N.D. | | | |
| | | | Br | / | | | |
| | | | Cr ⁶⁺ | | | | |
| | | | PBBs | | | | |
| | | | PBDEs | | | | |
| 30 | A-3-4 |  | Pb | N.D. | / | / | / |
| | | | Cd | N.D. | | | |
| | | | Hg | N.D. | | | |
| | | | Cr | N.D. | | | |
| | | | Br | / | | | |
| | | | Cr ⁶⁺ | | | | |
| | | | PBBs | | | | |
| | | | PBDEs | | | | |

| No. | Sample No. | Figure | X-ray Screening | | chemical test | | |
|-----|------------|---|------------------|----------------------|---------------|---------|-------|
| | | | Element | Data | UV-Vis | ICP-OES | GC-MS |
| 31 | A-3-5 |  | Pb | N.D. | / | / | / |
| | | | Cd | N.D. | | | |
| | | | Hg | N.D. | | | |
| | | | Cr | N.D. | | | |
| | | | Br | N.D. | | | |
| | | | Cr ⁶⁺ | | | | |
| | | | PBBs | | | | |
| | | | PBDEs | | | | |
| 32 | A-3-6 |  | Pb | N.D. | / | / | / |
| | | | Cd | N.D. | | | |
| | | | Hg | N.D. | | | |
| | | | Cr | N.D. | | | |
| | | | Br | N.D. | | | |
| | | | Cr ⁶⁺ | | | | |
| | | | PBBs | | | | |
| | | | PBDEs | | | | |
| 33 | A-3-7 |  | Pb | N.D. | / | / | / |
| | | | Cd | N.D. | | | |
| | | | Hg | N.D. | | | |
| | | | Cr | 4.01×10 ⁴ | | | |
| | | | Br | / | | | |
| | | | Cr ⁶⁺ | | N.D. | | |
| | | | PBBs | | | | |
| | | | PBDEs | | | | |
| 34 | A-4 |  | Pb | N.D. | / | / | / |
| | | | Cd | N.D. | | | |
| | | | Hg | N.D. | | | |
| | | | Cr | N.D. | | | |
| | | | Br | N.D. | | | |
| | | | Cr ⁶⁺ | | | | |
| | | | PBBs | | | | |
| | | | PBDEs | | | | |
| 35 | A-5 |  | Pb | N.D. | / | / | / |
| | | | Cd | N.D. | | | |
| | | | Hg | N.D. | | | |
| | | | Cr | 8.69×10 ⁴ | | | |
| | | | Br | / | | | |
| | | | Cr ⁶⁺ | | N.D. | | |
| | | | PBBs | | | | |
| | | | PBDEs | | | | |
| 36 | A-6 |  | Pb | N.D. | / | / | / |
| | | | Cd | N.D. | | | |
| | | | Hg | N.D. | | | |
| | | | Cr | N.D. | | | |
| | | | Br | N.D. | | | |
| | | | Cr ⁶⁺ | | | | |
| | | | PBBs | | | | |
| | | | PBDEs | | | | |

| No. | Sample No. | Figure | X-ray Screening | | chemical test | | |
|-----|------------|---|------------------|--------|---------------|---------|-------|
| | | | Element | Data | UV-Vis | ICP-OES | GC-MS |
| 37 | A-7 |  | Pb | N.D. | / | / | / |
| | | | Cd | N.D. | | | |
| | | | Hg | N.D. | | | |
| | | | Cr | N.D. | | | |
| | | | Br | / | | | |
| | | | Cr ⁶⁺ | | | | |
| | | | PBBs | | | | |
| | | | PBDEs | | | | |
| 38 | A-8 |  | Pb | N.D. | / | / | / |
| | | | Cd | N.D. | | | |
| | | | Hg | N.D. | | | |
| | | | Cr | N.D. | | | |
| | | | Br | N.D. | | | |
| | | | Cr ⁶⁺ | | | | |
| | | | PBBs | | | | |
| | | | PBDEs | | | | |
| 39 | A-9-1 |  | Pb | N.D. | / | / | / |
| | | | Cd | N.D. | | | |
| | | | Hg | N.D. | | | |
| | | | Cr | N.D. | | | |
| | | | Br | 518.39 | | | |
| | | | Cr ⁶⁺ | | | | |
| | | | PBBs | | | | N.D. |
| | | | PBDEs | | | | N.D. |
| 40 | A-9-2 |  | Pb | N.D. | / | / | / |
| | | | Cd | N.D. | | | |
| | | | Hg | N.D. | | | |
| | | | Cr | N.D. | | | |
| | | | Br | / | | | |
| | | | Cr ⁶⁺ | | | | |
| | | | PBBs | | | | |
| | | | PBDEs | | | | |
| 41 | A-9-3 |  | Pb | N.D. | / | / | / |
| | | | Cd | N.D. | | | |
| | | | Hg | N.D. | | | |
| | | | Cr | N.D. | | | |
| | | | Br | N.D. | | | |
| | | | Cr ⁶⁺ | | | | |
| | | | PBBs | | | | |
| | | | PBDEs | | | | |
| 42 | A-9-4 |  | Pb | N.D. | / | / | / |
| | | | Cd | N.D. | | | |
| | | | Hg | N.D. | | | |
| | | | Cr | N.D. | | | |
| | | | Br | N.D. | | | |
| | | | Cr ⁶⁺ | | | | |
| | | | PBBs | | | | |
| | | | PBDEs | | | | |







| No. | Sample No. | Figure | X-ray Screening | | chemical test | | | |
|-----|------------|---|------------------|----------------------|---------------|---------|-------|------|
| | | | Element | Data | UV-Vis | ICP-OES | GC-MS | |
| 43 | A-9-5 |  | Pb | N.D. | / | / | / | |
| | | | Cd | N.D. | | | | |
| | | | Hg | N.D. | | | | |
| | | | Cr | N.D. | | | | |
| | | | Br | / | | | | |
| | | | Cr ⁶⁺ | | | | | |
| | | | PBBs | | | | | |
| | | | PBDEs | | | | | |
| 44 | A-10-1 |  | Pb | N.D. | / | / | / | |
| | | | Cd | N.D. | | | | |
| | | | Hg | N.D. | | | | |
| | | | Cr | N.D. | | | | |
| | | | Br | N.D. | | | | |
| | | | Cr ⁶⁺ | | | | | |
| | | | PBBs | | | | | |
| | | | PBDEs | | | | | |
| 45 | A-10-2 |  | Pb | N.D. | / | / | / | |
| | | | Cd | N.D. | | | | |
| | | | Hg | N.D. | | | | |
| | | | Cr | N.D. | | | | |
| | | | Br | N.D. | | | | |
| | | | Cr ⁶⁺ | | | | | |
| | | | PBBs | | | | | |
| | | | PBDEs | | | | | |
| 46 | A-10-3 |  | Pb | N.D. | / | / | / | |
| | | | Cd | N.D. | | | | |
| | | | Hg | N.D. | | | | |
| | | | Cr | N.D. | | | | |
| | | | Br | / | | | | |
| | | | Cr ⁶⁺ | | | | | |
| | | | PBBs | | | | | |
| | | | PBDEs | | | | | |
| 47 | A-11 |  | Pb | N.D. | / | / | / | |
| | | | Cd | N.D. | | | | |
| | | | Hg | N.D. | | | | |
| | | | Cr | N.D. | | | | |
| | | | Br | 2.21×10 ³ | | | | N.D. |
| | | | Cr ⁶⁺ | | | | | |
| | | | PBBs | | | | | |
| | | | PBDEs | | | | | |
| 48 | A-12-1 |  | Pb | N.D. | / | / | / | |
| | | | Cd | N.D. | | | | |
| | | | Hg | N.D. | | | | |
| | | | Cr | N.D. | | | | |
| | | | Br | N.D. | | | | |
| | | | Cr ⁶⁺ | | | | | |
| | | | PBBs | | | | | |
| | | | PBDEs | | | | | |







| No. | Sample No. | Figure | X-ray Screening | | chemical test | | |
|-----|------------|---|------------------|------|---------------|---------|-------|
| | | | Element | Data | UV-Vis | ICP-OES | GC-MS |
| 49 | A-12-2 |  | Pb | N.D. | / | / | / |
| | | | Cd | N.D. | | | |
| | | | Hg | N.D. | | | |
| | | | Cr | N.D. | | | |
| | | | Br | / | | | |
| | | | Cr ⁶⁺ | | | | |
| | | | PBBs | | | | |
| | | | PBDEs | | | | |
| 50 | A-12-3 |  | Pb | N.D. | / | / | / |
| | | | Cd | N.D. | | | |
| | | | Hg | N.D. | | | |
| | | | Cr | N.D. | | | |
| | | | Br | / | | | |
| | | | Cr ⁶⁺ | | | | |
| | | | PBBs | | | | |
| | | | PBDEs | | | | |
| 51 | A-12-4 |  | Pb | N.D. | / | / | / |
| | | | Cd | N.D. | | | |
| | | | Hg | N.D. | | | |
| | | | Cr | N.D. | | | |
| | | | Br | N.D. | | | |
| | | | Cr ⁶⁺ | | | | |
| | | | PBBs | | | | |
| | | | PBDEs | | | | |
| 52 | A-12-5 |  | Pb | N.D. | / | / | / |
| | | | Cd | N.D. | | | |
| | | | Hg | N.D. | | | |
| | | | Cr | N.D. | | | |
| | | | Br | N.D. | | | |
| | | | Cr ⁶⁺ | | | | |
| | | | PBBs | | | | |
| | | | PBDEs | | | | |
| 53 | A-12-6 |  | Pb | N.D. | / | / | / |
| | | | Cd | N.D. | | | |
| | | | Hg | N.D. | | | |
| | | | Cr | N.D. | | | |
| | | | Br | / | | | |
| | | | Cr ⁶⁺ | | | | |
| | | | PBBs | | | | |
| | | | PBDEs | | | | |
| 54 | A-12-7 |  | Pb | N.D. | / | / | / |
| | | | Cd | N.D. | | | |
| | | | Hg | N.D. | | | |
| | | | Cr | N.D. | | | |
| | | | Br | / | | | |
| | | | Cr ⁶⁺ | | | | |
| | | | PBBs | | | | |
| | | | PBDEs | | | | |







| No. | Sample No. | Figure | X-ray Screening | | chemical test | | |
|-----|------------|---|------------------|------|---------------|---------|-------|
| | | | Element | Data | UV-Vis | ICP-OES | GC-MS |
| 55 | A-12-8 |  | Pb | N.D. | / | / | / |
| | | | Cd | N.D. | | | |
| | | | Hg | N.D. | | | |
| | | | Cr | N.D. | | | |
| | | | Br | / | | | |
| | | | Cr ⁶⁺ | | | | |
| | | | PBBs | | | | |
| | | | PBDEs | | | | |
| 56 | A-12-9 |  | Pb | N.D. | / | / | / |
| | | | Cd | N.D. | | | |
| | | | Hg | N.D. | | | |
| | | | Cr | N.D. | | | |
| | | | Br | N.D. | | | |
| | | | Cr ⁶⁺ | | | | |
| | | | PBBs | | | | |
| | | | PBDEs | | | | |
| 57 | A-12-10 |  | Pb | N.D. | / | / | / |
| | | | Cd | N.D. | | | |
| | | | Hg | N.D. | | | |
| | | | Cr | N.D. | | | |
| | | | Br | N.D. | | | |
| | | | Cr ⁶⁺ | | | | |
| | | | PBBs | | | | |
| | | | PBDEs | | | | |
| 58 | A-12-11 |  | Pb | N.D. | / | / | / |
| | | | Cd | N.D. | | | |
| | | | Hg | N.D. | | | |
| | | | Cr | N.D. | | | |
| | | | Br | / | | | |
| | | | Cr ⁶⁺ | | | | |
| | | | PBBs | | | | |
| | | | PBDEs | | | | |
| 59 | A-12-12 |  | Pb | N.D. | / | / | / |
| | | | Cd | N.D. | | | |
| | | | Hg | N.D. | | | |
| | | | Cr | N.D. | | | |
| | | | Br | N.D. | | | |
| | | | Cr ⁶⁺ | | | | |
| | | | PBBs | | | | |
| | | | PBDEs | | | | |
| 60 | A-12-13 |  | Pb | N.D. | / | / | / |
| | | | Cd | N.D. | | | |
| | | | Hg | N.D. | | | |
| | | | Cr | N.D. | | | |
| | | | Br | N.D. | | | |
| | | | Cr ⁶⁺ | | | | |
| | | | PBBs | | | | |
| | | | PBDEs | | | | |







| No. | Sample No. | Figure | X-ray Screening | | chemical test | | |
|-----|------------|---|------------------|------|---------------|---------|-------|
| | | | Element | Data | UV-Vis | ICP-OES | GC-MS |
| 61 | A-12-14 |  | Pb | N.D. | / | / | / |
| | | | Cd | N.D. | | | |
| | | | Hg | N.D. | | | |
| | | | Cr | N.D. | | | |
| | | | Br | / | | | |
| | | | Cr ⁶⁺ | | | | |
| | | | PBBs | | | | |
| | | | PBDEs | | | | |
| 62 | A-13-1 |  | Pb | N.D. | / | / | / |
| | | | Cd | N.D. | | | |
| | | | Hg | N.D. | | | |
| | | | Cr | N.D. | | | |
| | | | Br | N.D. | | | |
| | | | Cr ⁶⁺ | | | | |
| | | | PBBs | | | | |
| | | | PBDEs | | | | |
| 63 | A-13-2 |  | Pb | N.D. | / | / | / |
| | | | Cd | N.D. | | | |
| | | | Hg | N.D. | | | |
| | | | Cr | N.D. | | | |
| | | | Br | / | | | |
| | | | Cr ⁶⁺ | | | | |
| | | | PBBs | | | | |
| | | | PBDEs | | | | |
| 64 | A-13-3 |  | Pb | N.D. | / | / | / |
| | | | Cd | N.D. | | | |
| | | | Hg | N.D. | | | |
| | | | Cr | N.D. | | | |
| | | | Br | N.D. | | | |
| | | | Cr ⁶⁺ | | | | |
| | | | PBBs | | | | |
| | | | PBDEs | | | | |
| 65 | A-13-4 |  | Pb | N.D. | / | / | / |
| | | | Cd | N.D. | | | |
| | | | Hg | N.D. | | | |
| | | | Cr | N.D. | | | |
| | | | Br | N.D. | | | |
| | | | Cr ⁶⁺ | | | | |
| | | | PBBs | | | | |
| | | | PBDEs | | | | |
| 66 | A-13-5 |  | Pb | N.D. | / | / | / |
| | | | Cd | N.D. | | | |
| | | | Hg | N.D. | | | |
| | | | Cr | N.D. | | | |
| | | | Br | N.D. | | | |
| | | | Cr ⁶⁺ | | | | |
| | | | PBBs | | | | |
| | | | PBDEs | | | | |







| No. | Sample No. | Figure | X-ray Screening | | chemical test | | |
|-----|------------|---|------------------|------|---------------|---------|-------|
| | | | Element | Data | UV-Vis | ICP-OES | GC-MS |
| 67 | A-13-6 |  | Pb | N.D. | / | / | / |
| | | | Cd | N.D. | | | |
| | | | Hg | N.D. | | | |
| | | | Cr | N.D. | | | |
| | | | Br | N.D. | | | |
| | | | Cr ⁶⁺ | | | | |
| | | | PBBs | | | | |
| | | | PBDEs | | | | |
| 68 | A-13-7 |  | Pb | N.D. | / | / | / |
| | | | Cd | N.D. | | | |
| | | | Hg | N.D. | | | |
| | | | Cr | N.D. | | | |
| | | | Br | / | | | |
| | | | Cr ⁶⁺ | | | | |
| | | | PBBs | | | | |
| | | | PBDEs | | | | |
| 69 | A-13-8 |  | Pb | N.D. | | | |
| | | | Cd | N.D. | | | |
| | | | Hg | N.D. | | | |
| | | | Cr | N.D. | | | |
| | | | Br | N.D. | | | |
| | | | Cr ⁶⁺ | | | | |
| | | | PBBs | | | | |
| | | | PBDEs | | | | |
| 70 | A-13-9 |  | Pb | N.D. | / | / | / |
| | | | Cd | N.D. | | | |
| | | | Hg | N.D. | | | |
| | | | Cr | N.D. | | | |
| | | | Br | N.D. | | | |
| | | | Cr ⁶⁺ | | | | |
| | | | PBBs | | | | |
| | | | PBDEs | | | | |
| 71 | A-13-10 |  | Pb | N.D. | / | / | / |
| | | | Cd | N.D. | | | |
| | | | Hg | N.D. | | | |
| | | | Cr | N.D. | | | |
| | | | Br | N.D. | | | |
| | | | Cr ⁶⁺ | | | | |
| | | | PBBs | | | | |
| | | | PBDEs | | | | |
| 72 | A-13-11 |  | Pb | N.D. | / | / | / |
| | | | Cd | N.D. | | | |
| | | | Hg | N.D. | | | |
| | | | Cr | N.D. | | | |
| | | | Br | N.D. | | | |
| | | | Cr ⁶⁺ | | | | |
| | | | PBBs | | | | |
| | | | PBDEs | | | | |







| No. | Sample No. | Figure | X-ray Screening | | chemical test | | |
|-----|------------|---|------------------|----------------------|---------------|---------|-------|
| | | | Element | Data | UV-Vis | ICP-OES | GC-MS |
| 73 | A-13-12 |  | Pb | N.D. | / | / | / |
| | | | Cd | N.D. | | | |
| | | | Hg | N.D. | | | |
| | | | Cr | N.D. | | | |
| | | | Br | N.D. | | | |
| | | | Cr ⁶⁺ | | | | |
| | | | PBBs | | | | |
| | | | PBDEs | | | | |
| 74 | A-13-13 |  | Pb | N.D. | / | / | / |
| | | | Cd | N.D. | | | |
| | | | Hg | N.D. | | | |
| | | | Cr | N.D. | | | |
| | | | Br | N.D. | | | |
| | | | Cr ⁶⁺ | | | | |
| | | | PBBs | | | | |
| | | | PBDEs | | | | |
| 75 | A-13-14 |  | Pb | N.D. | / | / | / |
| | | | Cd | N.D. | | | |
| | | | Hg | N.D. | | | |
| | | | Cr | N.D. | | | |
| | | | Br | 1.64×10 ³ | | | |
| | | | Cr ⁶⁺ | | | | |
| | | | PBBs | | | | N.D. |
| | | | PBDEs | | | | N.D. |
| 76 | A-13-15 |  | Pb | N.D. | / | / | / |
| | | | Cd | N.D. | | | |
| | | | Hg | N.D. | | | |
| | | | Cr | N.D. | | | |
| | | | Br | N.D. | | | |
| | | | Cr ⁶⁺ | | | | |
| | | | PBBs | | | | |
| | | | PBDEs | | | | |
| 77 | A-13-16 |  | Pb | N.D. | / | / | / |
| | | | Cd | N.D. | | | |
| | | | Hg | N.D. | | | |
| | | | Cr | N.D. | | | |
| | | | Br | N.D. | | | |
| | | | Cr ⁶⁺ | | | | |
| | | | PBBs | | | | |
| | | | PBDEs | | | | |
| 78 | A-13-17 |  | Pb | N.D. | / | / | / |
| | | | Cd | N.D. | | | |
| | | | Hg | N.D. | | | |
| | | | Cr | N.D. | | | |
| | | | Br | N.D. | | | |
| | | | Cr ⁶⁺ | | | | |
| | | | PBBs | | | | |
| | | | PBDEs | | | | |







| No. | Sample No. | Figure | X-ray Screening | | chemical test | | |
|-----|------------|---|------------------|--------------------|---------------|---------|-------|
| | | | Element | Data | UV-Vis | ICP-OES | GC-MS |
| 79 | A-14-1 |  | Pb | N.D. | / | / | / |
| | | | Cd | N.D. | | | |
| | | | Hg | N.D. | | | |
| | | | Cr | 1.46×10^5 | | | |
| | | | Br | / | | | |
| | | | Cr ⁶⁺ | | N.D. | | |
| | | | PBBs | | | | |
| | | | PBDEs | | | | |
| 80 | A-14-2 |  | Pb | N.D. | / | / | / |
| | | | Cd | N.D. | | | |
| | | | Hg | N.D. | | | |
| | | | Cr | 2.17×10^4 | | | |
| | | | Br | / | | | |
| | | | Cr ⁶⁺ | | N.D. | | |
| | | | PBBs | | | | |
| | | | PBDEs | | | | |
| 81 | A-14-3 |  | Pb | N.D. | / | / | / |
| | | | Cd | N.D. | | | |
| | | | Hg | N.D. | | | |
| | | | Cr | N.D. | | | |
| | | | Br | N.D. | | | |
| | | | Cr ⁶⁺ | | | | |
| | | | PBBs | | | | |
| | | | PBDEs | | | | |
| 82 | A-14-4 |  | Pb | N.D. | / | / | / |
| | | | Cd | N.D. | | | |
| | | | Hg | N.D. | | | |
| | | | Cr | N.D. | | | |
| | | | Br | N.D. | | | |
| | | | Cr ⁶⁺ | | | | |
| | | | PBBs | | | | |
| | | | PBDEs | | | | |
| 83 | A-14-5 |  | Pb | N.D. | / | / | / |
| | | | Cd | N.D. | | | |
| | | | Hg | N.D. | | | |
| | | | Cr | N.D. | | | |
| | | | Br | N.D. | | | |
| | | | Cr ⁶⁺ | | | | |
| | | | PBBs | | | | |
| | | | PBDEs | | | | |
| 84 | A-14-6 |  | Pb | N.D. | / | / | / |
| | | | Cd | N.D. | | | |
| | | | Hg | N.D. | | | |
| | | | Cr | N.D. | | | |
| | | | Br | N.D. | | | |
| | | | Cr ⁶⁺ | | | | |
| | | | PBBs | | | | |
| | | | PBDEs | | | | |

| No. | Sample No. | Figure | X-ray Screening | | chemical test | | |
|-----|------------|---|------------------|------|---------------|---------|-------|
| | | | Element | Data | UV-Vis | ICP-OES | GC-MS |
| 85 | A-14-7 |  | Pb | N.D. | / | / | / |
| | | | Cd | N.D. | | | |
| | | | Hg | N.D. | | | |
| | | | Cr | N.D. | | | |
| | | | Br | N.D. | | | |
| | | | Cr ⁶⁺ | | | | |
| | | | PBBs | | | | |
| | | | PBDEs | | | | |
| 86 | A-14-8 |  | Pb | N.D. | / | / | / |
| | | | Cd | N.D. | | | |
| | | | Hg | N.D. | | | |
| | | | Cr | N.D. | | | |
| | | | Br | N.D. | | | |
| | | | Cr ⁶⁺ | | | | |
| | | | PBBs | | | | |
| | | | PBDEs | | | | |
| 87 | A-14-9 |  | Pb | N.D. | / | / | / |
| | | | Cd | N.D. | | | |
| | | | Hg | N.D. | | | |
| | | | Cr | N.D. | | | |
| | | | Br | N.D. | | | |
| | | | Cr ⁶⁺ | | | | |
| | | | PBBs | | | | |
| | | | PBDEs | | | | |
| 88 | A-14-10 |  | Pb | N.D. | / | / | / |
| | | | Cd | N.D. | | | |
| | | | Hg | N.D. | | | |
| | | | Cr | N.D. | | | |
| | | | Br | N.D. | | | |
| | | | Cr ⁶⁺ | | | | |
| | | | PBBs | | | | |
| | | | PBDEs | | | | |
| 89 | A-14-11 |  | Pb | N.D. | / | / | / |
| | | | Cd | N.D. | | | |
| | | | Hg | N.D. | | | |
| | | | Cr | N.D. | | | |
| | | | Br | / | | | |
| | | | Cr ⁶⁺ | | | | |
| | | | PBBs | | | | |
| | | | PBDEs | | | | |
| 90 | A-14-12 |  | Pb | N.D. | / | / | / |
| | | | Cd | N.D. | | | |
| | | | Hg | N.D. | | | |
| | | | Cr | N.D. | | | |
| | | | Br | N.D. | | | |
| | | | Cr ⁶⁺ | | | | |
| | | | PBBs | | | | |
| | | | PBDEs | | | | |







| No. | Sample No. | Figure | X-ray Screening | | chemical test | | |
|-----|------------|---|------------------|------|---------------|---------|-------|
| | | | Element | Data | UV-Vis | ICP-OES | GC-MS |
| 91 | A-14-13 |  | Pb | N.D. | / | / | / |
| | | | Cd | N.D. | | | |
| | | | Hg | N.D. | | | |
| | | | Cr | N.D. | | | |
| | | | Br | N.D. | | | |
| | | | Cr ⁶⁺ | | | | |
| | | | PBBs | | | | |
| | | | PBDEs | | | | |
| 92 | A-14-14 |  | Pb | N.D. | / | / | / |
| | | | Cd | N.D. | | | |
| | | | Hg | N.D. | | | |
| | | | Cr | N.D. | | | |
| | | | Br | / | | | |
| | | | Cr ⁶⁺ | | | | |
| | | | PBBs | | | | |
| | | | PBDEs | | | | |
| 93 | A-14-15 |  | Pb | N.D. | / | / | / |
| | | | Cd | N.D. | | | |
| | | | Hg | N.D. | | | |
| | | | Cr | N.D. | | | |
| | | | Br | / | | | |
| | | | Cr ⁶⁺ | | | | |
| | | | PBBs | | | | |
| | | | PBDEs | | | | |
| 94 | A-14-16 |  | Pb | N.D. | / | / | / |
| | | | Cd | N.D. | | | |
| | | | Hg | N.D. | | | |
| | | | Cr | N.D. | | | |
| | | | Br | N.D. | | | |
| | | | Cr ⁶⁺ | | | | |
| | | | PBBs | | | | |
| | | | PBDEs | | | | |
| 95 | A-15-1 |  | Pb | N.D. | / | / | / |
| | | | Cd | N.D. | | | |
| | | | Hg | N.D. | | | |
| | | | Cr | N.D. | | | |
| | | | Br | N.D. | | | |
| | | | Cr ⁶⁺ | | | | |
| | | | PBBs | | | | |
| | | | PBDEs | | | | |
| 96 | A-15-2 |  | Pb | N.D. | / | / | / |
| | | | Cd | N.D. | | | |
| | | | Hg | N.D. | | | |
| | | | Cr | N.D. | | | |
| | | | Br | N.D. | | | |
| | | | Cr ⁶⁺ | | | | |
| | | | PBBs | | | | |
| | | | PBDEs | | | | |







| No. | Sample No. | Figure | X-ray Screening | | chemical test | | |
|-----|------------|---|------------------|--------|---------------|---------|-------|
| | | | Element | Data | UV-Vis | ICP-OES | GC-MS |
| 97 | A-15-3 |  | Pb | N.D. | / | / | / |
| | | | Cd | N.D. | | | |
| | | | Hg | N.D. | | | |
| | | | Cr | N.D. | | | |
| | | | Br | N.D. | | | |
| | | | Cr ⁶⁺ | | | | |
| | | | PBBs | | | | |
| | | | PBDEs | | | | |
| 98 | A-15-4 |  | Pb | N.D. | / | / | / |
| | | | Cd | N.D. | | | |
| | | | Hg | N.D. | | | |
| | | | Cr | N.D. | | | |
| | | | Br | N.D. | | | |
| | | | Cr ⁶⁺ | | | | |
| | | | PBBs | | | | |
| | | | PBDEs | | | | |
| 99 | A-15-5 |  | Pb | N.D. | / | / | / |
| | | | Cd | N.D. | | | |
| | | | Hg | N.D. | | | |
| | | | Cr | N.D. | | | |
| | | | Br | N.D. | | | |
| | | | Cr ⁶⁺ | | | | |
| | | | PBBs | | | | |
| | | | PBDEs | | | | |
| 100 | A-15-6 |  | Pb | N.D. | / | / | / |
| | | | Cd | N.D. | | | |
| | | | Hg | N.D. | | | |
| | | | Cr | N.D. | | | |
| | | | Br | N.D. | | | |
| | | | Cr ⁶⁺ | | | | |
| | | | PBBs | | | | |
| | | | PBDEs | | | | |
| 101 | A-15-7 |  | Pb | N.D. | / | / | / |
| | | | Cd | N.D. | | | |
| | | | Hg | N.D. | | | |
| | | | Cr | 357.27 | | | |
| | | | Br | / | N.D. | | |
| | | | Cr ⁶⁺ | | | | |
| | | | PBBs | | | | |
| | | | PBDEs | | | | |
| 102 | A-15-8 |  | Pb | N.D. | / | / | / |
| | | | Cd | N.D. | | | |
| | | | Hg | N.D. | | | |
| | | | Cr | N.D. | | | |
| | | | Br | N.D. | | | |
| | | | Cr ⁶⁺ | | | | |
| | | | PBBs | | | | |
| | | | PBDEs | | | | |







| No. | Sample No. | Figure | X-ray Screening | | chemical test | | |
|-----|------------|---|------------------|----------------------|---------------|---------|-------|
| | | | Element | Data | UV-Vis | ICP-OES | GC-MS |
| 103 | A-15-9 |  | Pb | N.D. | / | / | / |
| | | | Cd | N.D. | | | |
| | | | Hg | N.D. | | | |
| | | | Cr | N.D. | | | |
| | | | Br | N.D. | | | |
| | | | Cr ⁶⁺ | | | | |
| | | | PBBs | | | | |
| | | | PBDEs | | | | |
| 104 | A-15-10 |  | Pb | N.D. | / | / | / |
| | | | Cd | N.D. | | | |
| | | | Hg | N.D. | | | |
| | | | Cr | N.D. | | | |
| | | | Br | N.D. | | | |
| | | | Cr ⁶⁺ | | | | |
| | | | PBBs | | | | |
| | | | PBDEs | | | | |
| 105 | A-15-11 |  | Pb | N.D. | / | / | / |
| | | | Cd | N.D. | | | |
| | | | Hg | N.D. | | | |
| | | | Cr | N.D. | | | |
| | | | Br | N.D. | | | |
| | | | Cr ⁶⁺ | | | | |
| | | | PBBs | | | | |
| | | | PBDEs | | | | |
| 106 | A-15-12 |  | Pb | N.D. | / | / | / |
| | | | Cd | N.D. | | | |
| | | | Hg | N.D. | | | |
| | | | Cr | N.D. | | | |
| | | | Br | N.D. | | | |
| | | | Cr ⁶⁺ | | | | |
| | | | PBBs | | | | |
| | | | PBDEs | | | | |
| 107 | A-15-13 |  | Pb | N.D. | / | / | / |
| | | | Cd | N.D. | | | |
| | | | Hg | N.D. | | | |
| | | | Cr | 4.11×10 ⁴ | | | |
| | | | Br | / | N.D. | | |
| | | | Cr ⁶⁺ | | | | |
| | | | PBBs | | | | |
| | | | PBDEs | | | | |
| 108 | A-15-14 |  | Pb | N.D. | / | / | / |
| | | | Cd | N.D. | | | |
| | | | Hg | N.D. | | | |
| | | | Cr | N.D. | | | |
| | | | Br | N.D. | | | |
| | | | Cr ⁶⁺ | | | | |
| | | | PBBs | | | | |
| | | | PBDEs | | | | |







| No. | Sample No. | Figure | X-ray Screening | | chemical test | | |
|-----|------------|---|------------------|--------|---------------|---------|-----------------------|
| | | | Element | Data | UV-Vis | ICP-OES | GC-MS |
| 109 | A-16-1 |  | Pb | N.D. | / | / | / |
| | | | Cd | N.D. | | | |
| | | | Hg | N.D. | | | |
| | | | Cr | N.D. | | | |
| | | | Br | / | | | |
| | | | Cr ⁶⁺ | | | | |
| | | | PBBs | | | | |
| | | | PBDEs | | | | |
| 110 | A-16-2 |  | Pb | N.D. | / | / | / |
| | | | Cd | N.D. | | | |
| | | | Hg | N.D. | | | |
| | | | Cr | N.D. | | | |
| | | | Br | 617.45 | | | |
| | | | Cr ⁶⁺ | | | | N.D. |
| | | | PBBs | | | | |
| | | | PBDEs | | | | |
| 111 | A-16-3 |  | Pb | N.D. | / | / | / |
| | | | Cd | N.D. | | | |
| | | | Hg | N.D. | | | |
| | | | Cr | N.D. | | | |
| | | | Br | N.D. | | | |
| | | | Cr ⁶⁺ | | | | |
| | | | PBBs | | | | |
| | | | PBDEs | | | | |
| 112 | A-16-4 |  | Pb | 403.15 | / | / | #1.98×10 ⁴ |
| | | | Cd | N.D. | | | |
| | | | Hg | N.D. | | | |
| | | | Cr | N.D. | | | |
| | | | Br | / | | | |
| | | | Cr ⁶⁺ | | | | |
| | | | PBBs | | | | |
| | | | PBDEs | | | | |
| 113 | A-16-5 |  | Pb | N.D. | / | / | / |
| | | | Cd | N.D. | | | |
| | | | Hg | N.D. | | | |
| | | | Cr | N.D. | | | |
| | | | Br | N.D. | | | |
| | | | Cr ⁶⁺ | | | | |
| | | | PBBs | | | | |
| | | | PBDEs | | | | |
| 114 | A-16-6 |  | Pb | N.D. | / | / | / |
| | | | Cd | N.D. | | | |
| | | | Hg | N.D. | | | |
| | | | Cr | N.D. | | | |
| | | | Br | N.D. | | | |
| | | | Cr ⁶⁺ | | | | |
| | | | PBBs | | | | |
| | | | PBDEs | | | | |







| No. | Sample No. | Figure | X-ray Screening | | chemical test | | |
|-----|------------|---|------------------|------|---------------|---------|-------|
| | | | Element | Data | UV-Vis | ICP-OES | GC-MS |
| 115 | A-16-7 |  | Pb | N.D. | / | / | / |
| | | | Cd | N.D. | | | |
| | | | Hg | N.D. | | | |
| | | | Cr | N.D. | | | |
| | | | Br | N.D. | | | |
| | | | Cr ⁶⁺ | | | | |
| | | | PBBs | | | | |
| | | | PBDEs | | | | |
| 116 | A-16-8 |  | Pb | N.D. | / | / | / |
| | | | Cd | N.D. | | | |
| | | | Hg | N.D. | | | |
| | | | Cr | N.D. | | | |
| | | | Br | N.D. | | | |
| | | | Cr ⁶⁺ | | | | |
| | | | PBBs | | | | |
| | | | PBDEs | | | | |
| 117 | A-16-9 |  | Pb | N.D. | / | / | / |
| | | | Cd | N.D. | | | |
| | | | Hg | N.D. | | | |
| | | | Cr | N.D. | | | |
| | | | Br | N.D. | | | |
| | | | Cr ⁶⁺ | | | | |
| | | | PBBs | | | | |
| | | | PBDEs | | | | |
| 118 | A-16-10 |  | Pb | N.D. | / | / | / |
| | | | Cd | N.D. | | | |
| | | | Hg | N.D. | | | |
| | | | Cr | N.D. | | | |
| | | | Br | N.D. | | | |
| | | | Cr ⁶⁺ | | | | |
| | | | PBBs | | | | |
| | | | PBDEs | | | | |
| 119 | A-17-1 |  | Pb | N.D. | / | / | / |
| | | | Cd | N.D. | | | |
| | | | Hg | N.D. | | | |
| | | | Cr | N.D. | | | |
| | | | Br | N.D. | | | |
| | | | Cr ⁶⁺ | | | | |
| | | | PBBs | | | | |
| | | | PBDEs | | | | |
| 120 | A-17-2 |  | Pb | N.D. | / | / | / |
| | | | Cd | N.D. | | | |
| | | | Hg | N.D. | | | |
| | | | Cr | N.D. | | | |
| | | | Br | / | | | |
| | | | Cr ⁶⁺ | | | | |
| | | | PBBs | | | | |
| | | | PBDEs | | | | |







| No. | Sample No. | Figure | X-ray Screening | | chemical test | | |
|-----|------------|---|------------------|------|---------------|---------|-------|
| | | | Element | Data | UV-Vis | ICP-OES | GC-MS |
| 121 | A-17-3 |  | Pb | N.D. | / | / | / |
| | | | Cd | N.D. | | | |
| | | | Hg | N.D. | | | |
| | | | Cr | N.D. | | | |
| | | | Br | N.D. | | | |
| | | | Cr ⁶⁺ | | | | |
| | | | PBBs | | | | |
| | | | PBDEs | | | | |
| 122 | A-17-4 |  | Pb | N.D. | / | / | / |
| | | | Cd | N.D. | | | |
| | | | Hg | N.D. | | | |
| | | | Cr | N.D. | | | |
| | | | Br | N.D. | | | |
| | | | Cr ⁶⁺ | | | | |
| | | | PBBs | | | | |
| | | | PBDEs | | | | |
| 123 | A-17-5 |  | Pb | N.D. | / | / | / |
| | | | Cd | N.D. | | | |
| | | | Hg | N.D. | | | |
| | | | Cr | N.D. | | | |
| | | | Br | / | | | |
| | | | Cr ⁶⁺ | | | | |
| | | | PBBs | | | | |
| | | | PBDEs | | | | |
| 124 | A-17-6 |  | Pb | N.D. | / | / | / |
| | | | Cd | N.D. | | | |
| | | | Hg | N.D. | | | |
| | | | Cr | N.D. | | | |
| | | | Br | N.D. | | | |
| | | | Cr ⁶⁺ | | | | |
| | | | PBBs | | | | |
| | | | PBDEs | | | | |
| 125 | A-17-7 |  | Pb | N.D. | / | / | / |
| | | | Cd | N.D. | | | |
| | | | Hg | N.D. | | | |
| | | | Cr | N.D. | | | |
| | | | Br | N.D. | | | |
| | | | Cr ⁶⁺ | | | | |
| | | | PBBs | | | | |
| | | | PBDEs | | | | |
| 126 | A-17-8 |  | Pb | N.D. | / | / | / |
| | | | Cd | N.D. | | | |
| | | | Hg | N.D. | | | |
| | | | Cr | N.D. | | | |
| | | | Br | N.D. | | | |
| | | | Cr ⁶⁺ | | | | |
| | | | PBBs | | | | |
| | | | PBDEs | | | | |







| No. | Sample No. | Figure | X-ray Screening | | chemical test | | |
|-----|------------|---|------------------|--------------------|---------------|---------|-------|
| | | | Element | Data | UV-Vis | ICP-OES | GC-MS |
| 127 | A-17-9 |  | Pb | N.D. | / | / | / |
| | | | Cd | N.D. | | | |
| | | | Hg | N.D. | | | |
| | | | Cr | 5.04×10^4 | | | |
| | | | Br | / | | | |
| | | | Cr ⁶⁺ | | N.D. | | |
| | | | PBBs | | | | |
| | | | PBDEs | | | | |
| 128 | A-18-1 |  | Pb | N.D. | / | / | / |
| | | | Cd | N.D. | | | |
| | | | Hg | N.D. | | | |
| | | | Cr | 5.07×10^4 | | | |
| | | | Br | / | | | |
| | | | Cr ⁶⁺ | | N.D. | | |
| | | | PBBs | | | | |
| | | | PBDEs | | | | |
| 129 | A-18-2 |  | Pb | N.D. | / | / | / |
| | | | Cd | N.D. | | | |
| | | | Hg | N.D. | | | |
| | | | Cr | N.D. | | | |
| | | | Br | N.D. | | | |
| | | | Cr ⁶⁺ | | | | |
| | | | PBBs | | | | |
| | | | PBDEs | | | | |
| 130 | A-18-3 |  | Pb | N.D. | / | / | / |
| | | | Cd | N.D. | | | |
| | | | Hg | N.D. | | | |
| | | | Cr | 7.46×10^3 | | | |
| | | | Br | / | | | |
| | | | Cr ⁶⁺ | | N.D. | | |
| | | | PBBs | | | | |
| | | | PBDEs | | | | |
| 131 | A-18-4 |  | Pb | N.D. | / | / | / |
| | | | Cd | N.D. | | | |
| | | | Hg | N.D. | | | |
| | | | Cr | N.D. | | | |
| | | | Br | N.D. | | | |
| | | | Cr ⁶⁺ | | | | |
| | | | PBBs | | | | |
| | | | PBDEs | | | | |
| 132 | A-18-5 |  | Pb | N.D. | / | / | / |
| | | | Cd | N.D. | | | |
| | | | Hg | N.D. | | | |
| | | | Cr | N.D. | | | |
| | | | Br | / | | | |
| | | | Cr ⁶⁺ | | | | |
| | | | PBBs | | | | |
| | | | PBDEs | | | | |







| No. | Sample No. | Figure | X-ray Screening | | chemical test | | |
|-----|------------|---|------------------|--------|---------------|---------|-------|
| | | | Element | Data | UV-Vis | ICP-OES | GC-MS |
| 133 | A-18-6 |  | Pb | N.D. | / | / | / |
| | | | Cd | N.D. | | | |
| | | | Hg | N.D. | | | |
| | | | Cr | 423.08 | | | |
| | | | Br | / | | | |
| | | | Cr ⁶⁺ | | N.D. | | |
| | | | PBBs | | | | |
| | | | PBDEs | | | | |
| 134 | A-18-7 |  | Pb | N.D. | / | / | / |
| | | | Cd | N.D. | | | |
| | | | Hg | N.D. | | | |
| | | | Cr | N.D. | | | |
| | | | Br | / | | | |
| | | | Cr ⁶⁺ | | | | |
| | | | PBBs | | | | |
| | | | PBDEs | | | | |
| 135 | A-19-1 |  | Pb | N.D. | / | / | / |
| | | | Cd | N.D. | | | |
| | | | Hg | N.D. | | | |
| | | | Cr | N.D. | | | |
| | | | Br | / | | | |
| | | | Cr ⁶⁺ | | | | |
| | | | PBBs | | | | |
| | | | PBDEs | | | | |
| 136 | A-19-2 |  | Pb | N.D. | / | / | / |
| | | | Cd | N.D. | | | |
| | | | Hg | N.D. | | | |
| | | | Cr | N.D. | | | |
| | | | Br | N.D. | | | |
| | | | Cr ⁶⁺ | | | | |
| | | | PBBs | | | | |
| | | | PBDEs | | | | |
| 137 | A-19-3 |  | Pb | N.D. | / | / | / |
| | | | Cd | N.D. | | | |
| | | | Hg | N.D. | | | |
| | | | Cr | N.D. | | | |
| | | | Br | N.D. | | | |
| | | | Cr ⁶⁺ | | | | |
| | | | PBBs | | | | |
| | | | PBDEs | | | | |
| 138 | A-19-4 |  | Pb | N.D. | / | / | / |
| | | | Cd | N.D. | | | |
| | | | Hg | N.D. | | | |
| | | | Cr | N.D. | | | |
| | | | Br | / | | | |
| | | | Cr ⁶⁺ | | | | |
| | | | PBBs | | | | |
| | | | PBDEs | | | | |







| No. | Sample No. | Figure | X-ray Screening | | chemical test | | | |
|-----|------------|---|------------------|----------------------|---------------|---------|-------|------|
| | | | Element | Data | UV-Vis | ICP-OES | GC-MS | |
| 139 | A-19-5 |  | Pb | N.D. | / | / | / | |
| | | | Cd | N.D. | | | | |
| | | | Hg | N.D. | | | | |
| | | | Cr | N.D. | | | | |
| | | | Br | / | | | | |
| | | | Cr ⁶⁺ | | | | | |
| | | | PBBs | | | | | |
| | | | PBDEs | | | | | |
| 140 | A-20-1 |  | Pb | N.D. | / | / | / | |
| | | | Cd | N.D. | | | | |
| | | | Hg | N.D. | | | | |
| | | | Cr | 8.66×10 ⁴ | | | | |
| | | | Br | / | | | | |
| | | | Cr ⁶⁺ | | | | | N.D. |
| | | | PBBs | | | | | |
| | | | PBDEs | | | | | |
| 141 | A-20-2 |  | Pb | N.D. | / | / | / | |
| | | | Cd | N.D. | | | | |
| | | | Hg | N.D. | | | | |
| | | | Cr | 5.37×10 ⁴ | | | | |
| | | | Br | / | | | | |
| | | | Cr ⁶⁺ | | | | | N.D. |
| | | | PBBs | | | | | |
| | | | PBDEs | | | | | |
| 142 | A-20-3 |  | Pb | N.D. | / | / | / | |
| | | | Cd | N.D. | | | | |
| | | | Hg | N.D. | | | | |
| | | | Cr | N.D. | | | | |
| | | | Br | N.D. | | | | |
| | | | Cr ⁶⁺ | | | | | |
| | | | PBBs | | | | | |
| | | | PBDEs | | | | | |
| 143 | A-20-4 |  | Pb | N.D. | / | / | / | |
| | | | Cd | N.D. | | | | |
| | | | Hg | N.D. | | | | |
| | | | Cr | N.D. | | | | |
| | | | Br | N.D. | | | | |
| | | | Cr ⁶⁺ | | | | | |
| | | | PBBs | | | | | |
| | | | PBDEs | | | | | |
| 144 | A-20-5 |  | Pb | N.D. | / | / | / | |
| | | | Cd | N.D. | | | | |
| | | | Hg | N.D. | | | | |
| | | | Cr | N.D. | | | | |
| | | | Br | / | | | | |
| | | | Cr ⁶⁺ | | | | | |
| | | | PBBs | | | | | |
| | | | PBDEs | | | | | |







| No. | Sample No. | Figure | X-ray Screening | | chemical test | | |
|-----|------------|---|------------------|----------------------|---------------|---------|-------|
| | | | Element | Data | UV-Vis | ICP-OES | GC-MS |
| 145 | A-20-6 |  | Pb | N.D. | / | / | / |
| | | | Cd | N.D. | | | |
| | | | Hg | N.D. | | | |
| | | | Cr | N.D. | | | |
| | | | Br | N.D. | | | |
| | | | Cr ⁶⁺ | | | | |
| | | | PBBs | | | | |
| | | | PBDEs | | | | |
| 146 | A-20-7 |  | Pb | N.D. | / | / | / |
| | | | Cd | N.D. | | | |
| | | | Hg | N.D. | | | |
| | | | Cr | N.D. | | | |
| | | | Br | 1.57×10 ³ | | | |
| | | | Cr ⁶⁺ | | | | N.D. |
| | | | PBBs | | | | |
| | | | PBDEs | | | | |
| 147 | A-21-1 |  | Pb | N.D. | / | / | / |
| | | | Cd | N.D. | | | |
| | | | Hg | N.D. | | | |
| | | | Cr | N.D. | | | |
| | | | Br | N.D. | | | |
| | | | Cr ⁶⁺ | | | | |
| | | | PBBs | | | | |
| | | | PBDEs | | | | |
| 148 | A-21-2 |  | Pb | N.D. | / | / | / |
| | | | Cd | N.D. | | | |
| | | | Hg | N.D. | | | |
| | | | Cr | 450.23 | | | |
| | | | Br | / | | | |
| | | | Cr ⁶⁺ | | | | N.D.. |
| | | | PBBs | | | | |
| | | | PBDEs | | | | |
| 149 | A-21-3 |  | Pb | N.D. | / | / | / |
| | | | Cd | N.D. | | | |
| | | | Hg | N.D. | | | |
| | | | Cr | N.D. | | | |
| | | | Br | N.D. | | | |
| | | | Cr ⁶⁺ | | | | |
| | | | PBBs | | | | |
| | | | PBDEs | | | | |
| 150 | A-21-4 |  | Pb | N.D. | / | / | / |
| | | | Cd | N.D. | | | |
| | | | Hg | N.D. | | | |
| | | | Cr | N.D. | | | |
| | | | Br | N.D. | | | |
| | | | Cr ⁶⁺ | | | | |
| | | | PBBs | | | | |
| | | | PBDEs | | | | |







| No. | Sample No. | Figure | X-ray Screening | | chemical test | | |
|-----|------------|---|------------------|------|---------------|---------|-------|
| | | | Element | Data | UV-Vis | ICP-OES | GC-MS |
| 151 | A-21-5 |  | Pb | N.D. | / | / | / |
| | | | Cd | N.D. | | | |
| | | | Hg | N.D. | | | |
| | | | Cr | N.D. | | | |
| | | | Br | / | | | |
| | | | Cr ⁶⁺ | | | | |
| | | | PBBs | | | | |
| | | | PBDEs | | | | |
| 152 | A-21-6 |  | Pb | N.D. | / | / | / |
| | | | Cd | N.D. | | | |
| | | | Hg | N.D. | | | |
| | | | Cr | N.D. | | | |
| | | | Br | N.D. | | | |
| | | | Cr ⁶⁺ | | | | |
| | | | PBBs | | | | |
| | | | PBDEs | | | | |
| 153 | A-22-1 |  | Pb | N.D. | / | / | / |
| | | | Cd | N.D. | | | |
| | | | Hg | N.D. | | | |
| | | | Cr | N.D. | | | |
| | | | Br | N.D. | | | |
| | | | Cr ⁶⁺ | | | | |
| | | | PBBs | | | | |
| | | | PBDEs | | | | |
| 154 | A-22-2 |  | Pb | N.D. | / | / | / |
| | | | Cd | N.D. | | | |
| | | | Hg | N.D. | | | |
| | | | Cr | N.D. | | | |
| | | | Br | / | | | |
| | | | Cr ⁶⁺ | | | | |
| | | | PBBs | | | | |
| | | | PBDEs | | | | |
| 155 | A-22-3 |  | Pb | N.D. | / | / | / |
| | | | Cd | N.D. | | | |
| | | | Hg | N.D. | | | |
| | | | Cr | N.D. | | | |
| | | | Br | / | | | |
| | | | Cr ⁶⁺ | | | | |
| | | | PBBs | | | | |
| | | | PBDEs | | | | |
| 156 | A-22-4 |  | Pb | N.D. | / | / | / |
| | | | Cd | N.D. | | | |
| | | | Hg | N.D. | | | |
| | | | Cr | N.D. | | | |
| | | | Br | / | | | |
| | | | Cr ⁶⁺ | | | | |
| | | | PBBs | | | | |
| | | | PBDEs | | | | |







| No. | Sample No. | Figure | X-ray Screening | | chemical test | | |
|-----|------------|---|------------------|------|---------------|---------|-------|
| | | | Element | Data | UV-Vis | ICP-OES | GC-MS |
| 157 | A-22-5 |  | Pb | N.D. | / | / | / |
| | | | Cd | N.D. | | | |
| | | | Hg | N.D. | | | |
| | | | Cr | N.D. | | | |
| | | | Br | N.D. | | | |
| | | | Cr ⁶⁺ | | | | |
| | | | PBBs | | | | |
| | | | PBDEs | | | | |
| 158 | A-22-6 |  | Pb | N.D. | / | / | / |
| | | | Cd | N.D. | | | |
| | | | Hg | N.D. | | | |
| | | | Cr | N.D. | | | |
| | | | Br | N.D. | | | |
| | | | Cr ⁶⁺ | | | | |
| | | | PBBs | | | | |
| | | | PBDEs | | | | |
| 159 | A-22-7 |  | Pb | N.D. | / | / | / |
| | | | Cd | N.D. | | | |
| | | | Hg | N.D. | | | |
| | | | Cr | N.D. | | | |
| | | | Br | N.D. | | | |
| | | | Cr ⁶⁺ | | | | |
| | | | PBBs | | | | |
| | | | PBDEs | | | | |
| 160 | A-22-8 |  | Pb | N.D. | / | / | / |
| | | | Cd | N.D. | | | |
| | | | Hg | N.D. | | | |
| | | | Cr | N.D. | | | |
| | | | Br | N.D. | | | |
| | | | Cr ⁶⁺ | | | | |
| | | | PBBs | | | | |
| | | | PBDEs | | | | |
| 161 | A-22-9 |  | Pb | N.D. | / | / | / |
| | | | Cd | N.D. | | | |
| | | | Hg | N.D. | | | |
| | | | Cr | N.D. | | | |
| | | | Br | N.D. | | | |
| | | | Cr ⁶⁺ | | | | |
| | | | PBBs | | | | |
| | | | PBDEs | | | | |
| 162 | A-22-10 |  | Pb | N.D. | / | / | / |
| | | | Cd | N.D. | | | |
| | | | Hg | N.D. | | | |
| | | | Cr | N.D. | | | |
| | | | Br | N.D. | | | |
| | | | Cr ⁶⁺ | | | | |
| | | | PBBs | | | | |
| | | | PBDEs | | | | |




| No. | Sample No. | Figure | X-ray Screening | | chemical test | | |
|-----|------------|---|------------------|------|---------------|---------|-------|
| | | | Element | Data | UV-Vis | ICP-OES | GC-MS |
| 163 | A-22-11 |  | Pb | N.D. | / | / | / |
| | | | Cd | N.D. | | | |
| | | | Hg | N.D. | | | |
| | | | Cr | N.D. | | | |
| | | | Br | N.D. | | | |
| | | | Cr ⁶⁺ | | | | |
| | | | PBBs | | | | |
| | | | PBDEs | | | | |
| 164 | A-22-12 |  | Pb | N.D. | / | / | / |
| | | | Cd | N.D. | | | |
| | | | Hg | N.D. | | | |
| | | | Cr | N.D. | | | |
| | | | Br | N.D. | | | |
| | | | Cr ⁶⁺ | | | | |
| | | | PBBs | | | | |
| | | | PBDEs | | | | |
| 165 | A-22-13 |  | Pb | N.D. | / | / | / |
| | | | Cd | N.D. | | | |
| | | | Hg | N.D. | | | |
| | | | Cr | N.D. | | | |
| | | | Br | N.D. | | | |
| | | | Cr ⁶⁺ | | | | |
| | | | PBBs | | | | |
| | | | PBDEs | | | | |
| 166 | A-22-14 |  | Pb | N.D. | / | / | / |
| | | | Cd | N.D. | | | |
| | | | Hg | N.D. | | | |
| | | | Cr | N.D. | | | |
| | | | Br | N.D. | | | |
| | | | Cr ⁶⁺ | | | | |
| | | | PBBs | | | | |
| | | | PBDEs | | | | |
| 167 | A-22-15 |  | Pb | N.D. | / | / | / |
| | | | Cd | N.D. | | | |
| | | | Hg | N.D. | | | |
| | | | Cr | N.D. | | | |
| | | | Br | N.D. | | | |
| | | | Cr ⁶⁺ | | | | |
| | | | PBBs | | | | |
| | | | PBDEs | | | | |
| 168 | A-22-16 |  | Pb | N.D. | / | / | / |
| | | | Cd | N.D. | | | |
| | | | Hg | N.D. | | | |
| | | | Cr | N.D. | | | |
| | | | Br | N.D. | | | |
| | | | Cr ⁶⁺ | | | | |
| | | | PBBs | | | | |
| | | | PBDEs | | | | |

| No. | Sample No. | Figure | X-ray Screening | | chemical test | | |
|-----|------------|---|------------------|------|---------------|---------|-------|
| | | | Element | Data | UV-Vis | ICP-OES | GC-MS |
| 169 | A-22-17 |  | Pb | N.D. | / | / | / |
| | | | Cd | N.D. | | | |
| | | | Hg | N.D. | | | |
| | | | Cr | N.D. | | | |
| | | | Br | N.D. | | | |
| | | | Cr ⁶⁺ | | | | |
| | | | PBBs | | | | |
| | | | PBDEs | | | | |
| 170 | A-22-18 |  | Pb | N.D. | / | / | / |
| | | | Cd | N.D. | | | |
| | | | Hg | N.D. | | | |
| | | | Cr | N.D. | | | |
| | | | Br | N.D. | | | |
| | | | Cr ⁶⁺ | | | | |
| | | | PBBs | | | | |
| | | | PBDEs | | | | |
| 171 | A-22-19 |  | Pb | N.D. | / | / | / |
| | | | Cd | N.D. | | | |
| | | | Hg | N.D. | | | |
| | | | Cr | N.D. | | | |
| | | | Br | N.D. | | | |
| | | | Cr ⁶⁺ | | | | |
| | | | PBBs | | | | |
| | | | PBDEs | | | | |
| 172 | A-22-20 |  | Pb | N.D. | / | / | / |
| | | | Cd | N.D. | | | |
| | | | Hg | N.D. | | | |
| | | | Cr | N.D. | | | |
| | | | Br | N.D. | | | |
| | | | Cr ⁶⁺ | | | | |
| | | | PBBs | | | | |
| | | | PBDEs | | | | |
| 173 | A-22-21 |  | Pb | N.D. | / | / | / |
| | | | Cd | N.D. | | | |
| | | | Hg | N.D. | | | |
| | | | Cr | N.D. | | | |
| | | | Br | N.D. | | | |
| | | | Cr ⁶⁺ | | | | |
| | | | PBBs | | | | |
| | | | PBDEs | | | | |
| 174 | A-22-22 |  | Pb | N.D. | / | / | / |
| | | | Cd | N.D. | | | |
| | | | Hg | N.D. | | | |
| | | | Cr | N.D. | | | |
| | | | Br | N.D. | | | |
| | | | Cr ⁶⁺ | | | | |
| | | | PBBs | | | | |
| | | | PBDEs | | | | |







| No. | Sample No. | Figure | X-ray Screening | | chemical test | | |
|-----|------------|---|------------------|------|---------------|---------|-------|
| | | | Element | Data | UV-Vis | ICP-OES | GC-MS |
| 175 | A-22-23 |  | Pb | N.D. | / | / | / |
| | | | Cd | N.D. | | | |
| | | | Hg | N.D. | | | |
| | | | Cr | N.D. | | | |
| | | | Br | N.D. | | | |
| | | | Cr ⁶⁺ | | | | |
| | | | PBBs | | | | |
| | | | PBDEs | | | | |
| 176 | A-22-24 |  | Pb | N.D. | / | / | / |
| | | | Cd | N.D. | | | |
| | | | Hg | N.D. | | | |
| | | | Cr | N.D. | | | |
| | | | Br | N.D. | | | |
| | | | Cr ⁶⁺ | | | | |
| | | | PBBs | | | | |
| | | | PBDEs | | | | |
| 177 | A-22-25 |  | Pb | N.D. | / | / | / |
| | | | Cd | N.D. | | | |
| | | | Hg | N.D. | | | |
| | | | Cr | N.D. | | | |
| | | | Br | N.D. | | | |
| | | | Cr ⁶⁺ | | | | |
| | | | PBBs | | | | |
| | | | PBDEs | | | | |
| 178 | A-22-26 |  | Pb | N.D. | / | / | / |
| | | | Cd | N.D. | | | |
| | | | Hg | N.D. | | | |
| | | | Cr | N.D. | | | |
| | | | Br | N.D. | | | |
| | | | Cr ⁶⁺ | | | | |
| | | | PBBs | | | | |
| | | | PBDEs | | | | |
| 179 | A-22-27 |  | Pb | N.D. | / | / | / |
| | | | Cd | N.D. | | | |
| | | | Hg | N.D. | | | |
| | | | Cr | N.D. | | | |
| | | | Br | N.D. | | | |
| | | | Cr ⁶⁺ | | | | |
| | | | PBBs | | | | |
| | | | PBDEs | | | | |
| 180 | A-22-28 |  | Pb | N.D. | / | / | / |
| | | | Cd | N.D. | | | |
| | | | Hg | N.D. | | | |
| | | | Cr | N.D. | | | |
| | | | Br | N.D. | | | |
| | | | Cr ⁶⁺ | | | | |
| | | | PBBs | | | | |
| | | | PBDEs | | | | |

| No. | Sample No. | Figure | X-ray Screening | | chemical test | | |
|-----|------------|---|------------------|------|---------------|---------|-------|
| | | | Element | Data | UV-Vis | ICP-OES | GC-MS |
| 181 | A-22-29 |  | Pb | N.D. | / | / | / |
| | | | Cd | N.D. | | | |
| | | | Hg | N.D. | | | |
| | | | Cr | N.D. | | | |
| | | | Br | N.D. | | | |
| | | | Cr ⁶⁺ | | | | |
| | | | PBBs | | | | |
| | | | PBDEs | | | | |
| 182 | A-22-30 |  | Pb | N.D. | / | / | / |
| | | | Cd | N.D. | | | |
| | | | Hg | N.D. | | | |
| | | | Cr | N.D. | | | |
| | | | Br | N.D. | | | |
| | | | Cr ⁶⁺ | | | | |
| | | | PBBs | | | | |
| | | | PBDEs | | | | |
| 183 | A-22-31 |  | Pb | N.D. | / | / | / |
| | | | Cd | N.D. | | | |
| | | | Hg | N.D. | | | |
| | | | Cr | N.D. | | | |
| | | | Br | N.D. | | | |
| | | | Cr ⁶⁺ | | | | |
| | | | PBBs | | | | |
| | | | PBDEs | | | | |
| 184 | A-22-32 |  | Pb | N.D. | / | / | / |
| | | | Cd | N.D. | | | |
| | | | Hg | N.D. | | | |
| | | | Cr | N.D. | | | |
| | | | Br | N.D. | | | |
| | | | Cr ⁶⁺ | | | | |
| | | | PBBs | | | | |
| | | | PBDEs | | | | |
| 185 | A-22-33 |  | Pb | N.D. | / | / | / |
| | | | Cd | N.D. | | | |
| | | | Hg | N.D. | | | |
| | | | Cr | N.D. | | | |
| | | | Br | N.D. | | | |
| | | | Cr ⁶⁺ | | | | |
| | | | PBBs | | | | |
| | | | PBDEs | | | | |
| 186 | A-22-34 |  | Pb | N.D. | / | / | / |
| | | | Cd | N.D. | | | |
| | | | Hg | N.D. | | | |
| | | | Cr | N.D. | | | |
| | | | Br | N.D. | | | |
| | | | Cr ⁶⁺ | | | | |
| | | | PBBs | | | | |
| | | | PBDEs | | | | |

| No. | Sample No. | Figure | X-ray Screening | | chemical test | | |
|-----|------------|---|------------------|------|---------------|---------|-------|
| | | | Element | Data | UV-Vis | ICP-OES | GC-MS |
| 187 | A-22-35 |  | Pb | N.D. | / | / | / |
| | | | Cd | N.D. | | | |
| | | | Hg | N.D. | | | |
| | | | Cr | N.D. | | | |
| | | | Br | N.D. | | | |
| | | | Cr ⁶⁺ | | | | |
| | | | PBBs | | | | |
| | | | PBDEs | | | | |
| 188 | A-22-36 |  | Pb | N.D. | / | / | / |
| | | | Cd | N.D. | | | |
| | | | Hg | N.D. | | | |
| | | | Cr | N.D. | | | |
| | | | Br | N.D. | | | |
| | | | Cr ⁶⁺ | | | | |
| | | | PBBs | | | | |
| | | | PBDEs | | | | |
| 189 | A-22-37 |  | Pb | N.D. | / | / | / |
| | | | Cd | N.D. | | | |
| | | | Hg | N.D. | | | |
| | | | Cr | N.D. | | | |
| | | | Br | N.D. | | | |
| | | | Cr ⁶⁺ | | | | |
| | | | PBBs | | | | |
| | | | PBDEs | | | | |
| 190 | A-22-38 |  | Pb | N.D. | / | / | / |
| | | | Cd | N.D. | | | |
| | | | Hg | N.D. | | | |
| | | | Cr | N.D. | | | |
| | | | Br | N.D. | | | |
| | | | Cr ⁶⁺ | | | | |
| | | | PBBs | | | | |
| | | | PBDEs | | | | |
| 191 | A-22-39 |  | Pb | N.D. | / | / | / |
| | | | Cd | N.D. | | | |
| | | | Hg | N.D. | | | |
| | | | Cr | N.D. | | | |
| | | | Br | N.D. | | | |
| | | | Cr ⁶⁺ | | | | |
| | | | PBBs | | | | |
| | | | PBDEs | | | | |
| 192 | A-22-40 |  | Pb | N.D. | / | / | / |
| | | | Cd | N.D. | | | |
| | | | Hg | N.D. | | | |
| | | | Cr | N.D. | | | |
| | | | Br | N.D. | | | |
| | | | Cr ⁶⁺ | | | | |
| | | | PBBs | | | | |
| | | | PBDEs | | | | |







| No. | Sample No. | Figure | X-ray Screening | | chemical test | | |
|-----|------------|---|------------------|------|---------------|---------|-------|
| | | | Element | Data | UV-Vis | ICP-OES | GC-MS |
| 193 | A-22-41 |  | Pb | N.D. | / | / | / |
| | | | Cd | N.D. | | | |
| | | | Hg | N.D. | | | |
| | | | Cr | N.D. | | | |
| | | | Br | N.D. | | | |
| | | | Cr ⁶⁺ | | | | |
| | | | PBBs | | | | |
| | | | PBDEs | | | | |
| 194 | A-22-42 |  | Pb | N.D. | / | / | / |
| | | | Cd | N.D. | | | |
| | | | Hg | N.D. | | | |
| | | | Cr | N.D. | | | |
| | | | Br | / | | | |
| | | | Cr ⁶⁺ | | | | |
| | | | PBBs | | | | |
| | | | PBDEs | | | | |
| 195 | A-22-43 |  | Pb | N.D. | / | / | / |
| | | | Cd | N.D. | | | |
| | | | Hg | N.D. | | | |
| | | | Cr | N.D. | | | |
| | | | Br | N.D. | | | |
| | | | Cr ⁶⁺ | | | | |
| | | | PBBs | | | | |
| | | | PBDEs | | | | |
| 196 | A-22-44 |  | Pb | N.D. | / | / | / |
| | | | Cd | N.D. | | | |
| | | | Hg | N.D. | | | |
| | | | Cr | N.D. | | | |
| | | | Br | / | | | |
| | | | Cr ⁶⁺ | | | | |
| | | | PBBs | | | | |
| | | | PBDEs | | | | |
| 197 | A-22-45 |  | Pb | N.D. | / | / | / |
| | | | Cd | N.D. | | | |
| | | | Hg | N.D. | | | |
| | | | Cr | N.D. | | | |
| | | | Br | N.D. | | | |
| | | | Cr ⁶⁺ | | | | |
| | | | PBBs | | | | |
| | | | PBDEs | | | | |
| 198 | A-22-46 |  | Pb | N.D. | / | / | / |
| | | | Cd | N.D. | | | |
| | | | Hg | N.D. | | | |
| | | | Cr | N.D. | | | |
| | | | Br | / | | | |
| | | | Cr ⁶⁺ | | | | |
| | | | PBBs | | | | |
| | | | PBDEs | | | | |







| No. | Sample No. | Figure | X-ray Screening | | chemical test | | |
|-----|------------|---|------------------|------|---------------|---------|-------|
| | | | Element | Data | UV-Vis | ICP-OES | GC-MS |
| 199 | A-23-1 |  | Pb | N.D. | / | / | / |
| | | | Cd | N.D. | | | |
| | | | Hg | N.D. | | | |
| | | | Cr | N.D. | | | |
| | | | Br | N.D. | | | |
| | | | Cr ⁶⁺ | | | | |
| | | | PBBs | | | | |
| | | | PBDEs | | | | |
| 200 | A-23-2 |  | Pb | N.D. | / | / | / |
| | | | Cd | N.D. | | | |
| | | | Hg | N.D. | | | |
| | | | Cr | N.D. | | | |
| | | | Br | N.D. | | | |
| | | | Cr ⁶⁺ | | | | |
| | | | PBBs | | | | |
| | | | PBDEs | | | | |
| 201 | A-23-3 |  | Pb | N.D. | / | / | / |
| | | | Cd | N.D. | | | |
| | | | Hg | N.D. | | | |
| | | | Cr | N.D. | | | |
| | | | Br | N.D. | | | |
| | | | Cr ⁶⁺ | | | | |
| | | | PBBs | | | | |
| | | | PBDEs | | | | |
| 202 | A-23-4 |  | Pb | N.D. | / | / | / |
| | | | Cd | N.D. | | | |
| | | | Hg | N.D. | | | |
| | | | Cr | N.D. | | | |
| | | | Br | / | | | |
| | | | Cr ⁶⁺ | | | | |
| | | | PBBs | | | | |
| | | | PBDEs | | | | |
| 203 | A-23-5 |  | Pb | N.D. | / | / | / |
| | | | Cd | N.D. | | | |
| | | | Hg | N.D. | | | |
| | | | Cr | N.D. | | | |
| | | | Br | N.D. | | | |
| | | | Cr ⁶⁺ | | | | |
| | | | PBBs | | | | |
| | | | PBDEs | | | | |
| 204 | A-23-6 |  | Pb | N.D. | / | / | / |
| | | | Cd | N.D. | | | |
| | | | Hg | N.D. | | | |
| | | | Cr | N.D. | | | |
| | | | Br | N.D. | | | |
| | | | Cr ⁶⁺ | | | | |
| | | | PBBs | | | | |
| | | | PBDEs | | | | |

| No. | Sample No. | Figure | X-ray Screening | | chemical test | | |
|-----|------------|---|------------------|----------------------|---------------|---------|-------|
| | | | Element | Data | UV-Vis | ICP-OES | GC-MS |
| 205 | A-23-7 |  | Pb | N.D. | / | / | / |
| | | | Cd | N.D. | | | |
| | | | Hg | N.D. | | | |
| | | | Cr | N.D. | | | |
| | | | Br | N.D. | | | |
| | | | Cr ⁶⁺ | | | | |
| | | | PBBs | | | | |
| | | | PBDEs | | | | |
| 206 | A-23-8 |  | Pb | N.D. | / | / | / |
| | | | Cd | N.D. | | | |
| | | | Hg | N.D. | | | |
| | | | Cr | N.D. | | | |
| | | | Br | N.D. | | | |
| | | | Cr ⁶⁺ | | | | |
| | | | PBBs | | | | |
| | | | PBDEs | | | | |
| 207 | A-23-9 |  | Pb | N.D. | / | / | / |
| | | | Cd | N.D. | | | |
| | | | Hg | N.D. | | | |
| | | | Cr | N.D. | | | |
| | | | Br | N.D. | | | |
| | | | Cr ⁶⁺ | | | | |
| | | | PBBs | | | | |
| | | | PBDEs | | | | |
| 208 | A-23-10 |  | Pb | N.D. | / | / | / |
| | | | Cd | N.D. | | | |
| | | | Hg | N.D. | | | |
| | | | Cr | N.D. | | | |
| | | | Br | N.D. | | | |
| | | | Cr ⁶⁺ | | | | |
| | | | PBBs | | | | |
| | | | PBDEs | | | | |
| 209 | A-23-11 |  | Pb | N.D. | / | / | / |
| | | | Cd | N.D. | | | |
| | | | Hg | N.D. | | | |
| | | | Cr | N.D. | | | |
| | | | Br | / | | | |
| | | | Cr ⁶⁺ | | | | |
| | | | PBBs | | | | |
| | | | PBDEs | | | | |
| 210 | A-23-12 |  | Pb | N.D. | / | / | / |
| | | | Cd | N.D. | | | |
| | | | Hg | N.D. | | | |
| | | | Cr | N.D. | | | |
| | | | Br | 1.45×10 ³ | | | |
| | | | Cr ⁶⁺ | | | | |
| | | | PBBs | | | | N.D. |
| | | | PBDEs | | | | N.D. |







| No. | Sample No. | Figure | X-ray Screening | | chemical test | | |
|-----|------------|---|------------------|------|---------------|---------|-------|
| | | | Element | Data | UV-Vis | ICP-OES | GC-MS |
| 211 | A-23-13 |  | Pb | N.D. | / | / | / |
| | | | Cd | N.D. | | | |
| | | | Hg | N.D. | | | |
| | | | Cr | N.D. | | | |
| | | | Br | / | | | |
| | | | Cr ⁶⁺ | | | | |
| | | | PBBs | | | | |
| | | | PBDEs | | | | |
| 212 | A-23-14 |  | Pb | N.D. | / | / | / |
| | | | Cd | N.D. | | | |
| | | | Hg | N.D. | | | |
| | | | Cr | N.D. | | | |
| | | | Br | N.D. | | | |
| | | | Cr ⁶⁺ | | | | |
| | | | PBBs | | | | |
| | | | PBDEs | | | | |
| 213 | A-23-15 |  | Pb | N.D. | / | / | / |
| | | | Cd | N.D. | | | |
| | | | Hg | N.D. | | | |
| | | | Cr | N.D. | | | |
| | | | Br | N.D. | | | |
| | | | Cr ⁶⁺ | | | | |
| | | | PBBs | | | | |
| | | | PBDEs | | | | |
| 214 | A-23-16 |  | Pb | N.D. | / | / | / |
| | | | Cd | N.D. | | | |
| | | | Hg | N.D. | | | |
| | | | Cr | N.D. | | | |
| | | | Br | / | | | |
| | | | Cr ⁶⁺ | | | | |
| | | | PBBs | | | | |
| | | | PBDEs | | | | |
| 215 | A-23-17 |  | Pb | N.D. | / | / | / |
| | | | Cd | N.D. | | | |
| | | | Hg | N.D. | | | |
| | | | Cr | N.D. | | | |
| | | | Br | / | | | |
| | | | Cr ⁶⁺ | | | | |
| | | | PBBs | | | | |
| | | | PBDEs | | | | |
| 216 | A-23-18 |  | Pb | N.D. | / | / | / |
| | | | Cd | N.D. | | | |
| | | | Hg | N.D. | | | |
| | | | Cr | N.D. | | | |
| | | | Br | N.D. | | | |
| | | | Cr ⁶⁺ | | | | |
| | | | PBBs | | | | |
| | | | PBDEs | | | | |







| No. | Sample No. | Figure | X-ray Screening | | chemical test | | |
|-----|------------|---|------------------|------|---------------|---------|-------|
| | | | Element | Data | UV-Vis | ICP-OES | GC-MS |
| 217 | A-23-19 |  | Pb | N.D. | / | / | / |
| | | | Cd | N.D. | | | |
| | | | Hg | N.D. | | | |
| | | | Cr | N.D. | | | |
| | | | Br | N.D. | | | |
| | | | Cr ⁶⁺ | | | | |
| | | | PBBs | | | | |
| | | | PBDEs | | | | |
| 218 | A-23-20 |  | Pb | N.D. | / | / | / |
| | | | Cd | N.D. | | | |
| | | | Hg | N.D. | | | |
| | | | Cr | N.D. | | | |
| | | | Br | / | | | |
| | | | Cr ⁶⁺ | | | | |
| | | | PBBs | | | | |
| | | | PBDEs | | | | |
| 219 | A-24-1 |  | Pb | N.D. | / | / | / |
| | | | Cd | N.D. | | | |
| | | | Hg | N.D. | | | |
| | | | Cr | N.D. | | | |
| | | | Br | N.D. | | | |
| | | | Cr ⁶⁺ | | | | |
| | | | PBBs | | | | |
| | | | PBDEs | | | | |
| 220 | A-24-2 |  | Pb | N.D. | / | / | / |
| | | | Cd | N.D. | | | |
| | | | Hg | N.D. | | | |
| | | | Cr | N.D. | | | |
| | | | Br | N.D. | | | |
| | | | Cr ⁶⁺ | | | | |
| | | | PBBs | | | | |
| | | | PBDEs | | | | |
| 221 | A-24-3 |  | Pb | N.D. | / | / | / |
| | | | Cd | N.D. | | | |
| | | | Hg | N.D. | | | |
| | | | Cr | N.D. | | | |
| | | | Br | N.D. | | | |
| | | | Cr ⁶⁺ | | | | |
| | | | PBBs | | | | |
| | | | PBDEs | | | | |
| 222 | A-24-4 |  | Pb | N.D. | / | / | / |
| | | | Cd | N.D. | | | |
| | | | Hg | N.D. | | | |
| | | | Cr | N.D. | | | |
| | | | Br | N.D. | | | |
| | | | Cr ⁶⁺ | | | | |
| | | | PBBs | | | | |
| | | | PBDEs | | | | |







| No. | Sample No. | Figure | X-ray Screening | | chemical test | | |
|-----|------------|---|------------------|------|---------------|---------|-------|
| | | | Element | Data | UV-Vis | ICP-OES | GC-MS |
| 223 | A-24-5 |  | Pb | N.D. | / | / | / |
| | | | Cd | N.D. | | | |
| | | | Hg | N.D. | | | |
| | | | Cr | N.D. | | | |
| | | | Br | N.D. | | | |
| | | | Cr ⁶⁺ | | | | |
| | | | PBBs | | | | |
| | | | PBDEs | | | | |
| 224 | A-24-6 |  | Pb | N.D. | / | / | / |
| | | | Cd | N.D. | | | |
| | | | Hg | N.D. | | | |
| | | | Cr | N.D. | | | |
| | | | Br | N.D. | | | |
| | | | Cr ⁶⁺ | | | | |
| | | | PBBs | | | | |
| | | | PBDEs | | | | |
| 225 | A-24-7 |  | Pb | N.D. | / | / | / |
| | | | Cd | N.D. | | | |
| | | | Hg | N.D. | | | |
| | | | Cr | N.D. | | | |
| | | | Br | N.D. | | | |
| | | | Cr ⁶⁺ | | | | |
| | | | PBBs | | | | |
| | | | PBDEs | | | | |
| 226 | A-24-8 |  | Pb | N.D. | / | / | / |
| | | | Cd | N.D. | | | |
| | | | Hg | N.D. | | | |
| | | | Cr | N.D. | | | |
| | | | Br | N.D. | | | |
| | | | Cr ⁶⁺ | | | | |
| | | | PBBs | | | | |
| | | | PBDEs | | | | |
| 227 | A-24-9 |  | Pb | N.D. | / | / | / |
| | | | Cd | N.D. | | | |
| | | | Hg | N.D. | | | |
| | | | Cr | N.D. | | | |
| | | | Br | / | | | |
| | | | Cr ⁶⁺ | | | | |
| | | | PBBs | | | | |
| | | | PBDEs | | | | |
| 228 | A-24-10 |  | Pb | N.D. | / | / | / |
| | | | Cd | N.D. | | | |
| | | | Hg | N.D. | | | |
| | | | Cr | N.D. | | | |
| | | | Br | N.D. | | | |
| | | | Cr ⁶⁺ | | | | |
| | | | PBBs | | | | |
| | | | PBDEs | | | | |

| No. | Sample No. | Figure | X-ray Screening | | chemical test | | |
|-----|------------|---|------------------|------|---------------|---------|-------|
| | | | Element | Data | UV-Vis | ICP-OES | GC-MS |
| 229 | A-24-11 |  | Pb | N.D. | / | / | / |
| | | | Cd | N.D. | | | |
| | | | Hg | N.D. | | | |
| | | | Cr | N.D. | | | |
| | | | Br | N.D. | | | |
| | | | Cr ⁶⁺ | | | | |
| | | | PBBs | | | | |
| | | | PBDEs | | | | |
| 230 | A-24-12 |  | Pb | N.D. | / | / | / |
| | | | Cd | N.D. | | | |
| | | | Hg | N.D. | | | |
| | | | Cr | N.D. | | | |
| | | | Br | N.D. | | | |
| | | | Cr ⁶⁺ | | | | |
| | | | PBBs | | | | |
| | | | PBDEs | | | | |
| 231 | A-24-13 |  | Pb | N.D. | / | / | / |
| | | | Cd | N.D. | | | |
| | | | Hg | N.D. | | | |
| | | | Cr | N.D. | | | |
| | | | Br | N.D. | | | |
| | | | Cr ⁶⁺ | | | | |
| | | | PBBs | | | | |
| | | | PBDEs | | | | |
| 232 | A-24-14 |  | Pb | N.D. | / | / | / |
| | | | Cd | N.D. | | | |
| | | | Hg | N.D. | | | |
| | | | Cr | N.D. | | | |
| | | | Br | N.D. | | | |
| | | | Cr ⁶⁺ | | | | |
| | | | PBBs | | | | |
| | | | PBDEs | | | | |
| 233 | A-24-15 |  | Pb | N.D. | / | / | / |
| | | | Cd | N.D. | | | |
| | | | Hg | N.D. | | | |
| | | | Cr | N.D. | | | |
| | | | Br | N.D. | | | |
| | | | Cr ⁶⁺ | | | | |
| | | | PBBs | | | | |
| | | | PBDEs | | | | |
| 234 | A-24-16 |  | Pb | N.D. | / | / | / |
| | | | Cd | N.D. | | | |
| | | | Hg | N.D. | | | |
| | | | Cr | N.D. | | | |
| | | | Br | N.D. | | | |
| | | | Cr ⁶⁺ | | | | |
| | | | PBBs | | | | |
| | | | PBDEs | | | | |

| No. | Sample No. | Figure | X-ray Screening | | chemical test | | |
|-----|------------|---|------------------|----------------------|---------------|---------|-------|
| | | | Element | Data | UV-Vis | ICP-OES | GC-MS |
| 235 | A-24-17 |  | Pb | N.D. | / | / | / |
| | | | Cd | N.D. | | | |
| | | | Hg | N.D. | | | |
| | | | Cr | N.D. | | | |
| | | | Br | / | | | |
| | | | Cr ⁶⁺ | | | | |
| | | | PBBs | | | | |
| | | | PBDEs | | | | |
| 236 | A-24-18 |  | Pb | N.D. | / | / | / |
| | | | Cd | N.D. | | | |
| | | | Hg | N.D. | | | |
| | | | Cr | N.D. | | | |
| | | | Br | N.D. | | | |
| | | | Cr ⁶⁺ | | | | |
| | | | PBBs | | | | |
| | | | PBDEs | | | | |
| 237 | A-24-19 |  | Pb | N.D. | / | / | / |
| | | | Cd | N.D. | | | |
| | | | Hg | N.D. | | | |
| | | | Cr | 1.17×10 ⁵ | | | |
| | | | Br | / | | | |
| | | | Cr ⁶⁺ | | N.D. | | |
| | | | PBBs | | | | |
| | | | PBDEs | | | | |
| 238 | A-24-20 |  | Pb | N.D. | / | / | / |
| | | | Cd | N.D. | | | |
| | | | Hg | N.D. | | | |
| | | | Cr | N.D. | | | |
| | | | Br | / | | | |
| | | | Cr ⁶⁺ | | | | |
| | | | PBBs | | | | |
| | | | PBDEs | | | | |
| 239 | A-24-21 |  | Pb | N.D. | / | / | / |
| | | | Cd | N.D. | | | |
| | | | Hg | N.D. | | | |
| | | | Cr | N.D. | | | |
| | | | Br | 3.68×10 ³ | | | |
| | | | Cr ⁶⁺ | | | | |
| | | | PBBs | | | | N.D. |
| | | | PBDEs | | | | N.D. |
| 240 | A-24-22 |  | Pb | N.D. | / | / | / |
| | | | Cd | N.D. | | | |
| | | | Hg | N.D. | | | |
| | | | Cr | N.D. | | | |
| | | | Br | / | | | |
| | | | Cr ⁶⁺ | | | | |
| | | | PBBs | | | | |
| | | | PBDEs | | | | |



| No. | Sample No. | Figure | X-ray Screening | | chemical test | | |
|-----|------------|---|------------------|--------|---------------|---------|-------|
| | | | Element | Data | UV-Vis | ICP-OES | GC-MS |
| 241 | A-24-23 |  | Pb | N.D. | / | / | / |
| | | | Cd | N.D. | | | |
| | | | Hg | N.D. | | | |
| | | | Cr | N.D. | | | |
| | | | Br | N.D. | | | |
| | | | Cr ⁶⁺ | | | | |
| | | | PBBs | | | | |
| | | | PBDEs | | | | |
| 242 | A-24-24 |  | Pb | N.D. | / | / | / |
| | | | Cd | N.D. | | | |
| | | | Hg | N.D. | | | |
| | | | Cr | N.D. | | | |
| | | | Br | 455.26 | | | |
| | | | Cr ⁶⁺ | | | | N.D. |
| | | | PBBs | | | | |
| | | | PBDEs | | | | |
| 243 | A-24-25 |  | Pb | N.D. | / | / | / |
| | | | Cd | N.D. | | | |
| | | | Hg | N.D. | | | |
| | | | Cr | N.D. | | | |
| | | | Br | N.D. | | | |
| | | | Cr ⁶⁺ | | | | |
| | | | PBBs | | | | |
| | | | PBDEs | | | | |
| 244 | A-24-26 |  | Pb | N.D. | / | / | / |
| | | | Cd | N.D. | | | |
| | | | Hg | N.D. | | | |
| | | | Cr | N.D. | | | |
| | | | Br | N.D. | | | |
| | | | Cr ⁶⁺ | | | | |
| | | | PBBs | | | | |
| | | | PBDEs | | | | |
| 245 | A-24-27 |  | Pb | N.D. | / | / | / |
| | | | Cd | N.D. | | | |
| | | | Hg | N.D. | | | |
| | | | Cr | N.D. | | | |
| | | | Br | N.D. | | | |
| | | | Cr ⁶⁺ | | | | |
| | | | PBBs | | | | |
| | | | PBDEs | | | | |
| 246 | A-24-28 |  | Pb | N.D. | / | / | / |
| | | | Cd | N.D. | | | |
| | | | Hg | N.D. | | | |
| | | | Cr | N.D. | | | |
| | | | Br | N.D. | | | |
| | | | Cr ⁶⁺ | | | | |
| | | | PBBs | | | | |
| | | | PBDEs | | | | |

| No. | Sample No. | Figure | X-ray Screening | | chemical test | | |
|-----|------------|---|------------------|--------|---------------|---------|-------|
| | | | Element | Data | UV-Vis | ICP-OES | GC-MS |
| 247 | A-24-29 |  | Pb | N.D. | / | / | / |
| | | | Cd | N.D. | | | |
| | | | Hg | N.D. | | | |
| | | | Cr | N.D. | | | |
| | | | Br | N.D. | | | |
| | | | Cr ⁶⁺ | | | | |
| | | | PBBs | | | | |
| | | | PBDEs | | | | |
| 248 | A-24-30 |  | Pb | N.D. | / | / | / |
| | | | Cd | N.D. | | | |
| | | | Hg | N.D. | | | |
| | | | Cr | N.D. | | | |
| | | | Br | N.D. | | | |
| | | | Cr ⁶⁺ | | | | |
| | | | PBBs | | | | |
| | | | PBDEs | | | | |
| 249 | A-24-31 |  | Pb | N.D. | / | / | / |
| | | | Cd | N.D. | | | |
| | | | Hg | N.D. | | | |
| | | | Cr | N.D. | | | |
| | | | Br | N.D. | | | |
| | | | Cr ⁶⁺ | | | | |
| | | | PBBs | | | | |
| | | | PBDEs | | | | |
| 250 | A-24-32 |  | Pb | N.D. | / | / | / |
| | | | Cd | N.D. | | | |
| | | | Hg | N.D. | | | |
| | | | Cr | N.D. | | | |
| | | | Br | N.D. | | | |
| | | | Cr ⁶⁺ | | | | |
| | | | PBBs | | | | |
| | | | PBDEs | | | | |
| 251 | A-24-33 |  | Pb | N.D. | / | / | / |
| | | | Cd | N.D. | | | |
| | | | Hg | N.D. | | | |
| | | | Cr | N.D. | | | |
| | | | Br | N.D. | | | |
| | | | Cr ⁶⁺ | | | | |
| | | | PBBs | | | | |
| | | | PBDEs | | | | |
| 252 | A-24-34 |  | Pb | 216.02 | / | / | / |
| | | | Cd | N.D. | | | |
| | | | Hg | N.D. | | | |
| | | | Cr | N.D. | | | |
| | | | Br | N.D. | | | |
| | | | Cr ⁶⁺ | | | | |
| | | | PBBs | | | | |
| | | | PBDEs | | | | |

| No. | Sample No. | Figure | X-ray Screening | | chemical test | | |
|-----|------------|---|------------------|------|---------------|---------|-------|
| | | | Element | Data | UV-Vis | ICP-OES | GC-MS |
| 253 | A-24-35 |  | Pb | N.D. | / | / | / |
| | | | Cd | N.D. | | | |
| | | | Hg | N.D. | | | |
| | | | Cr | N.D. | | | |
| | | | Br | N.D. | | | |
| | | | Cr ⁶⁺ | | | | |
| | | | PBBs | | | | |
| | | | PBDEs | | | | |
| 254 | A-24-36 |  | Pb | N.D. | / | / | / |
| | | | Cd | N.D. | | | |
| | | | Hg | N.D. | | | |
| | | | Cr | N.D. | | | |
| | | | Br | N.D. | | | |
| | | | Cr ⁶⁺ | | | | |
| | | | PBBs | | | | |
| | | | PBDEs | | | | |
| 255 | A-24-37 |  | Pb | N.D. | / | / | / |
| | | | Cd | N.D. | | | |
| | | | Hg | N.D. | | | |
| | | | Cr | N.D. | | | |
| | | | Br | N.D. | | | |
| | | | Cr ⁶⁺ | | | | |
| | | | PBBs | | | | |
| | | | PBDEs | | | | |
| 256 | A-24-38 |  | Pb | N.D. | / | / | / |
| | | | Cd | N.D. | | | |
| | | | Hg | N.D. | | | |
| | | | Cr | N.D. | | | |
| | | | Br | N.D. | | | |
| | | | Cr ⁶⁺ | | | | |
| | | | PBBs | | | | |
| | | | PBDEs | | | | |
| 257 | A-24-39 |  | Pb | N.D. | / | / | / |
| | | | Cd | N.D. | | | |
| | | | Hg | N.D. | | | |
| | | | Cr | N.D. | | | |
| | | | Br | N.D. | | | |
| | | | Cr ⁶⁺ | | | | |
| | | | PBBs | | | | |
| | | | PBDEs | | | | |
| 258 | A-24-40 |  | Pb | N.D. | / | / | / |
| | | | Cd | N.D. | | | |
| | | | Hg | N.D. | | | |
| | | | Cr | N.D. | | | |
| | | | Br | N.D. | | | |
| | | | Cr ⁶⁺ | | | | |
| | | | PBBs | | | | |
| | | | PBDEs | | | | |

| No. | Sample No. | Figure | X-ray Screening | | chemical test | | | | |
|-----|------------|---|------------------|--------|---------------|---------|-------|--|------|
| | | | Element | Data | UV-Vis | ICP-OES | GC-MS | | |
| 259 | A-24-41 |  | Pb | N.D. | / | / | / | | |
| | | | Cd | N.D. | | | | | |
| | | | Hg | N.D. | | | | | |
| | | | Cr | N.D. | | | | | |
| | | | Br | N.D. | | | | | |
| | | | Cr ⁶⁺ | | | | | | |
| | | | PBBs | | | | | | |
| | | | PBDEs | | | | | | |
| 260 | A-24-42 |  | Pb | N.D. | / | / | / | | |
| | | | Cd | N.D. | | | | | |
| | | | Hg | N.D. | | | | | |
| | | | Cr | N.D. | | | | | |
| | | | Br | N.D. | | | | | |
| | | | Cr ⁶⁺ | | | | | | |
| | | | PBBs | | | | | | |
| | | | PBDEs | | | | | | |
| 261 | A-24-43 |  | Pb | N.D. | / | / | / | | |
| | | | Cd | N.D. | | | | | |
| | | | Hg | N.D. | | | | | |
| | | | Cr | N.D. | | | | | |
| | | | Br | N.D. | | | | | |
| | | | Cr ⁶⁺ | | | | | | |
| | | | PBBs | | | | | | |
| | | | PBDEs | | | | | | |
| 262 | A-24-44 |  | Pb | N.D. | / | / | / | | |
| | | | Cd | N.D. | | | | | |
| | | | Hg | N.D. | | | | | |
| | | | Cr | N.D. | | | | | |
| | | | Br | 969.95 | | | | | |
| | | | Cr ⁶⁺ | | | | | | |
| | | | PBBs | | | | | | N.D. |
| | | | PBDEs | | | | | | N.D. |
| 263 | B-1 |  | Pb | N.D. | / | / | / | | |
| | | | Cd | N.D. | | | | | |
| | | | Hg | N.D. | | | | | |
| | | | Cr | N.D. | | | | | |
| | | | Br | N.D. | | | | | |
| | | | Cr ⁶⁺ | | | | | | |
| | | | PBBs | | | | | | |
| | | | PBDEs | | | | | | |
| 264 | B-2 |  | Pb | N.D. | / | / | / | | |
| | | | Cd | N.D. | | | | | |
| | | | Hg | N.D. | | | | | |
| | | | Cr | N.D. | | | | | |
| | | | Br | N.D. | | | | | |
| | | | Cr ⁶⁺ | | | | | | |
| | | | PBBs | | | | | | |
| | | | PBDEs | | | | | | |

| No. | Sample No. | Figure | X-ray Screening | | chemical test | | |
|-----|------------|---|------------------|----------------------|---------------|-----------------------|-------|
| | | | Element | Data | UV-Vis | ICP-OES | GC-MS |
| 265 | B-3 |  | Pb | 5.39×10 ³ | / | #3.01×10 ⁴ | / |
| | | | Cd | N.D. | | | |
| | | | Hg | N.D. | | | |
| | | | Cr | N.D. | | | |
| | | | Br | / | | | |
| | | | Cr ⁶⁺ | | | | |
| | | | PBBs | | | | |
| | | | PBDEs | | | | |
| 266 | B-4 |  | Pb | 603.71 | / | / | / |
| | | | Cd | N.D. | | | |
| | | | Hg | N.D. | | | |
| | | | Cr | N.D. | | | |
| | | | Br | / | | | |
| | | | Cr ⁶⁺ | | | | |
| | | | PBBs | | | | |
| | | | PBDEs | | | | |
| 267 | B-5 |  | Pb | N.D. | / | / | / |
| | | | Cd | N.D. | | | |
| | | | Hg | N.D. | | | |
| | | | Cr | N.D. | | | |
| | | | Br | N.D. | | | |
| | | | Cr ⁶⁺ | | | | |
| | | | PBBs | | | | |
| | | | PBDEs | | | | |
| 268 | B-6 |  | Pb | N.D. | / | / | / |
| | | | Cd | N.D. | | | |
| | | | Hg | N.D. | | | |
| | | | Cr | N.D. | | | |
| | | | Br | N.D. | | | |
| | | | Cr ⁶⁺ | | | | |
| | | | PBBs | | | | |
| | | | PBDEs | | | | |
| 269 | B-7 |  | Pb | N.D. | / | / | / |
| | | | Cd | N.D. | | | |
| | | | Hg | N.D. | | | |
| | | | Cr | N.D. | | | |
| | | | Br | / | | | |
| | | | Cr ⁶⁺ | | | | |
| | | | PBBs | | | | |
| | | | PBDEs | | | | |
| 270 | B-8 |  | Pb | N.D. | / | / | / |
| | | | Cd | N.D. | | | |
| | | | Hg | N.D. | | | |
| | | | Cr | N.D. | | | |
| | | | Br | N.D. | | | |
| | | | Cr ⁶⁺ | | | | |
| | | | PBBs | | | | |
| | | | PBDEs | | | | |


| No. | Sample No. | Figure | X-ray Screening | | chemical test | | | | |
|-----|------------|---|------------------|--------|---------------|---------|-------|--|--|
| | | | Element | Data | UV-Vis | ICP-OES | GC-MS | | |
| 271 | B-9 |  | Pb | N.D. | / | / | / | | |
| | | | Cd | N.D. | | | | | |
| | | | Hg | N.D. | | | | | |
| | | | Cr | N.D. | | | | | |
| | | | Br | N.D. | | | | | |
| | | | Cr ⁶⁺ | | | | | | |
| | | | PBBs | | | | | | |
| | | | PBDEs | | | | | | |
| 272 | B-10-1 |  | Pb | N.D. | / | / | / | | |
| | | | Cd | N.D. | | | | | |
| | | | Hg | N.D. | | | | | |
| | | | Cr | N.D. | | | | | |
| | | | Br | N.D. | | | | | |
| | | | Cr ⁶⁺ | | | | | | |
| | | | PBBs | | | | | | |
| | | | PBDEs | | | | | | |
| 273 | B-10-2 |  | Pb | N.D. | / | / | / | | |
| | | | Cd | N.D. | | | | | |
| | | | Hg | N.D. | | | | | |
| | | | Cr | N.D. | | | | | |
| | | | Br | / | | | | | |
| | | | Cr ⁶⁺ | | | | | | |
| | | | PBBs | | | | | | |
| | | | PBDEs | | | | | | |
| 274 | B-11-1 |  | Pb | N.D. | / | / | / | | |
| | | | Cd | N.D. | | | | | |
| | | | Hg | N.D. | | | | | |
| | | | Cr | N.D. | | | | | |
| | | | Br | / | | | | | |
| | | | Cr ⁶⁺ | | | | | | |
| | | | PBBs | | | | | | |
| | | | PBDEs | | | | | | |
| 275 | B-11-2 |  | Pb | N.D. | / | / | / | | |
| | | | Cd | N.D. | | | | | |
| | | | Hg | N.D. | | | | | |
| | | | Cr | N.D. | | | | | |
| | | | Br | 914.82 | | | | | |
| | | | Cr ⁶⁺ | | | | | | |
| | | | PBBs | | | | | | |
| | | | PBDEs | | | | | | |
| | | | | | N.D. | | | | |
| | | | | | N.D. | | | | |
| 276 | B-11-3 |  | Pb | N.D. | / | / | / | | |
| | | | Cd | N.D. | | | | | |
| | | | Hg | N.D. | | | | | |
| | | | Cr | N.D. | | | | | |
| | | | Br | / | | | | | |
| | | | Cr ⁶⁺ | | | | | | |
| | | | PBBs | | | | | | |
| | | | PBDEs | | | | | | |







| No. | Sample No. | Figure | X-ray Screening | | chemical test | | |
|-----|------------|---|------------------|------|---------------|---------|-------|
| | | | Element | Data | UV-Vis | ICP-OES | GC-MS |
| 277 | B-12-1 |  | Pb | N.D. | / | / | / |
| | | | Cd | N.D. | | | |
| | | | Hg | N.D. | | | |
| | | | Cr | N.D. | | | |
| | | | Br | / | | | |
| | | | Cr ⁶⁺ | | | | |
| | | | PBBs | | | | |
| | | | PBDEs | | | | |
| 278 | B-12-2 |  | Pb | N.D. | / | / | / |
| | | | Cd | N.D. | | | |
| | | | Hg | N.D. | | | |
| | | | Cr | N.D. | | | |
| | | | Br | N.D. | | | |
| | | | Cr ⁶⁺ | | | | |
| | | | PBBs | | | | |
| | | | PBDEs | | | | |
| 279 | B-12-3 |  | Pb | N.D. | / | / | / |
| | | | Cd | N.D. | | | |
| | | | Hg | N.D. | | | |
| | | | Cr | N.D. | | | |
| | | | Br | N.D. | | | |
| | | | Cr ⁶⁺ | | | | |
| | | | PBBs | | | | |
| | | | PBDEs | | | | |
| 280 | B-12-4 |  | Pb | N.D. | / | / | / |
| | | | Cd | N.D. | | | |
| | | | Hg | N.D. | | | |
| | | | Cr | N.D. | | | |
| | | | Br | / | | | |
| | | | Cr ⁶⁺ | | | | |
| | | | PBBs | | | | |
| | | | PBDEs | | | | |
| 281 | B-13-1 |  | Pb | N.D. | / | / | / |
| | | | Cd | N.D. | | | |
| | | | Hg | N.D. | | | |
| | | | Cr | N.D. | | | |
| | | | Br | N.D. | | | |
| | | | Cr ⁶⁺ | | | | |
| | | | PBBs | | | | |
| | | | PBDEs | | | | |
| 282 | B-13-2 |  | Pb | N.D. | / | / | / |
| | | | Cd | N.D. | | | |
| | | | Hg | N.D. | | | |
| | | | Cr | N.D. | | | |
| | | | Br | / | | | |
| | | | Cr ⁶⁺ | | | | |
| | | | PBBs | | | | |
| | | | PBDEs | | | | |

| No. | Sample No. | Figure | X-ray Screening | | chemical test | | |
|-----|------------|---|------------------|------|---------------|---------|-------|
| | | | Element | Data | UV-Vis | ICP-OES | GC-MS |
| 283 | B-13-3 |  | Pb | N.D. | / | / | / |
| | | | Cd | N.D. | | | |
| | | | Hg | N.D. | | | |
| | | | Cr | N.D. | | | |
| | | | Br | N.D. | | | |
| | | | Cr ⁶⁺ | | | | |
| | | | PBBs | | | | |
| | | | PBDEs | | | | |
| 284 | B-13-4 |  | Pb | N.D. | / | / | / |
| | | | Cd | N.D. | | | |
| | | | Hg | N.D. | | | |
| | | | Cr | N.D. | | | |
| | | | Br | N.D. | | | |
| | | | Cr ⁶⁺ | | | | |
| | | | PBBs | | | | |
| | | | PBDEs | | | | |
| 285 | B-13-5 |  | Pb | N.D. | / | / | / |
| | | | Cd | N.D. | | | |
| | | | Hg | N.D. | | | |
| | | | Cr | N.D. | | | |
| | | | Br | / | | | |
| | | | Cr ⁶⁺ | | | | |
| | | | PBBs | | | | |
| | | | PBDEs | | | | |
| 286 | B-14-1 |  | Pb | N.D. | / | / | / |
| | | | Cd | N.D. | | | |
| | | | Hg | N.D. | | | |
| | | | Cr | N.D. | | | |
| | | | Br | N.D. | | | |
| | | | Cr ⁶⁺ | | | | |
| | | | PBBs | | | | |
| | | | PBDEs | | | | |
| 287 | B-14-2 |  | Pb | N.D. | / | / | / |
| | | | Cd | N.D. | | | |
| | | | Hg | N.D. | | | |
| | | | Cr | N.D. | | | |
| | | | Br | / | | | |
| | | | Cr ⁶⁺ | | | | |
| | | | PBBs | | | | |
| | | | PBDEs | | | | |
| 288 | B-15-1 |  | Pb | N.D. | / | / | / |
| | | | Cd | N.D. | | | |
| | | | Hg | N.D. | | | |
| | | | Cr | N.D. | | | |
| | | | Br | N.D. | | | |
| | | | Cr ⁶⁺ | | | | |
| | | | PBBs | | | | |
| | | | PBDEs | | | | |







| No. | Sample No. | Figure | X-ray Screening | | chemical test | | | |
|-----|------------|---|------------------|--------|---------------|---------|-------|------|
| | | | Element | Data | UV-Vis | ICP-OES | GC-MS | |
| 289 | B-15-2 |  | Pb | N.D. | / | / | / | |
| | | | Cd | N.D. | | | | |
| | | | Hg | N.D. | | | | |
| | | | Cr | N.D. | | | | |
| | | | Br | / | | | | |
| | | | Cr ⁶⁺ | | | | | |
| | | | PBBs | | | | | |
| | | | PBDEs | | | | | |
| 290 | B-16-1 |  | Pb | N.D. | / | / | / | |
| | | | Cd | N.D. | | | | |
| | | | Hg | N.D. | | | | |
| | | | Cr | N.D. | | | | |
| | | | Br | 477.54 | | | | N.D. |
| | | | Cr ⁶⁺ | | | | | |
| | | | PBBs | | | | | |
| | | | PBDEs | | | | | |
| 291 | B-16-2 |  | Pb | N.D. | / | / | / | |
| | | | Cd | N.D. | | | | |
| | | | Hg | N.D. | | | | |
| | | | Cr | N.D. | | | | |
| | | | Br | 737.45 | | | | N.D. |
| | | | Cr ⁶⁺ | | | | | |
| | | | PBBs | | | | | |
| | | | PBDEs | | | | | |
| 292 | B-16-3 |  | Pb | N.D. | / | / | / | |
| | | | Cd | N.D. | | | | |
| | | | Hg | N.D. | | | | |
| | | | Cr | N.D. | | | | |
| | | | Br | N.D. | | | | |
| | | | Cr ⁶⁺ | | | | | |
| | | | PBBs | | | | | |
| | | | PBDEs | | | | | |
| 293 | B-16-4 |  | Pb | N.D. | / | / | / | |
| | | | Cd | N.D. | | | | |
| | | | Hg | N.D. | | | | |
| | | | Cr | N.D. | | | | |
| | | | Br | / | | | | |
| | | | Cr ⁶⁺ | | | | | |
| | | | PBBs | | | | | |
| | | | PBDEs | | | | | |
| 294 | B-17-1 |  | Pb | N.D. | / | / | / | |
| | | | Cd | N.D. | | | | |
| | | | Hg | N.D. | | | | |
| | | | Cr | N.D. | | | | |
| | | | Br | N.D. | | | | |
| | | | Cr ⁶⁺ | | | | | |
| | | | PBBs | | | | | |
| | | | PBDEs | | | | | |


| No. | Sample No. | Figure | X-ray Screening | | chemical test | | |
|-----|------------|---|------------------|------|---------------|---------|-------|
| | | | Element | Data | UV-Vis | ICP-OES | GC-MS |
| 295 | B-17-2 |  | Pb | N.D. | / | / | / |
| | | | Cd | N.D. | | | |
| | | | Hg | N.D. | | | |
| | | | Cr | N.D. | | | |
| | | | Br | N.D. | | | |
| | | | Cr ⁶⁺ | | | | |
| | | | PBBs | | | | |
| | | | PBDEs | | | | |
| 296 | B-17-3 |  | Pb | N.D. | / | / | / |
| | | | Cd | N.D. | | | |
| | | | Hg | N.D. | | | |
| | | | Cr | N.D. | | | |
| | | | Br | N.D. | | | |
| | | | Cr ⁶⁺ | | | | |
| | | | PBBs | | | | |
| | | | PBDEs | | | | |
| 297 | B-17-4 |  | Pb | N.D. | / | / | / |
| | | | Cd | N.D. | | | |
| | | | Hg | N.D. | | | |
| | | | Cr | N.D. | | | |
| | | | Br | N.D. | | | |
| | | | Cr ⁶⁺ | | | | |
| | | | PBBs | | | | |
| | | | PBDEs | | | | |
| 298 | B-17-5 |  | Pb | N.D. | / | / | / |
| | | | Cd | N.D. | | | |
| | | | Hg | N.D. | | | |
| | | | Cr | N.D. | | | |
| | | | Br | N.D. | | | |
| | | | Cr ⁶⁺ | | | | |
| | | | PBBs | | | | |
| | | | PBDEs | | | | |
| 299 | B-17-6 |  | Pb | N.D. | / | / | / |
| | | | Cd | N.D. | | | |
| | | | Hg | N.D. | | | |
| | | | Cr | N.D. | | | |
| | | | Br | N.D. | | | |
| | | | Cr ⁶⁺ | | | | |
| | | | PBBs | | | | |
| | | | PBDEs | | | | |
| 300 | B-17-7 |  | Pb | N.D. | / | / | / |
| | | | Cd | N.D. | | | |
| | | | Hg | N.D. | | | |
| | | | Cr | N.D. | | | |
| | | | Br | / | | | |
| | | | Cr ⁶⁺ | | | | |
| | | | PBBs | | | | |
| | | | PBDEs | | | | |




| No. | Sample No. | Figure | X-ray Screening | | chemical test | | |
|-----|------------|---|------------------|------|---------------|---------|-------|
| | | | Element | Data | UV-Vis | ICP-OES | GC-MS |
| 301 | B-17-8 |  | Pb | N.D. | / | / | / |
| | | | Cd | N.D. | | | |
| | | | Hg | N.D. | | | |
| | | | Cr | N.D. | | | |
| | | | Br | / | | | |
| | | | Cr ⁶⁺ | | | | |
| | | | PBBs | | | | |
| | | | PBDEs | | | | |
| 302 | B-18 |  | Pb | N.D. | / | / | / |
| | | | Cd | N.D. | | | |
| | | | Hg | N.D. | | | |
| | | | Cr | N.D. | | | |
| | | | Br | N.D. | | | |
| | | | Cr ⁶⁺ | | | | |
| | | | PBBs | | | | |
| | | | PBDEs | | | | |
| 303 | B-19 |  | Pb | N.D. | / | / | / |
| | | | Cd | N.D. | | | |
| | | | Hg | N.D. | | | |
| | | | Cr | N.D. | | | |
| | | | Br | N.D. | | | |
| | | | Cr ⁶⁺ | | | | |
| | | | PBBs | | | | |
| | | | PBDEs | | | | |
| 304 | B-20 |  | Pb | N.D. | / | / | / |
| | | | Cd | N.D. | | | |
| | | | Hg | N.D. | | | |
| | | | Cr | N.D. | | | |
| | | | Br | N.D. | | | |
| | | | Cr ⁶⁺ | | | | |
| | | | PBBs | | | | |
| | | | PBDEs | | | | |
| 305 | B-21 |  | Pb | N.D. | / | / | / |
| | | | Cd | N.D. | | | |
| | | | Hg | N.D. | | | |
| | | | Cr | N.D. | | | |
| | | | Br | N.D. | | | |
| | | | Cr ⁶⁺ | | | | |
| | | | PBBs | | | | |
| | | | PBDEs | | | | |
| 306 | B-22 |  | Pb | N.D. | / | / | / |
| | | | Cd | N.D. | | | |
| | | | Hg | N.D. | | | |
| | | | Cr | N.D. | | | |
| | | | Br | N.D. | | | |
| | | | Cr ⁶⁺ | | | | |
| | | | PBBs | | | | |
| | | | PBDEs | | | | |

| No. | Sample No. | Figure | X-ray Screening | | chemical test | | | |
|-----|------------|---|------------------|----------------------|---------------|---------|-------|------|
| | | | Element | Data | UV-Vis | ICP-OES | GC-MS | |
| 307 | B-23 |  | Pb | N.D. | / | / | / | |
| | | | Cd | N.D. | | | | |
| | | | Hg | N.D. | | | | |
| | | | Cr | N.D. | | | | |
| | | | Br | N.D. | | | | |
| | | | Cr ⁶⁺ | | | | | |
| | | | PBBs | | | | | |
| | | | PBDEs | | | | | |
| 308 | B-24 |  | Pb | N.D. | / | / | / | |
| | | | Cd | N.D. | | | | |
| | | | Hg | N.D. | | | | |
| | | | Cr | N.D. | | | | |
| | | | Br | N.D. | | | | |
| | | | Cr ⁶⁺ | | | | | |
| | | | PBBs | | | | | |
| | | | PBDEs | | | | | |
| 309 | B-25 |  | Pb | N.D. | / | / | / | |
| | | | Cd | N.D. | | | | |
| | | | Hg | N.D. | | | | |
| | | | Cr | N.D. | | | | |
| | | | Br | N.D. | | | | |
| | | | Cr ⁶⁺ | | | | | |
| | | | PBBs | | | | | |
| | | | PBDEs | | | | | |
| 310 | B-26 |  | Pb | N.D. | / | / | / | |
| | | | Cd | N.D. | | | | |
| | | | Hg | N.D. | | | | |
| | | | Cr | N.D. | | | | |
| | | | Br | / | | | | |
| | | | Cr ⁶⁺ | | | | | |
| | | | PBBs | | | | | |
| | | | PBDEs | | | | | |
| 311 | B-27 |  | Pb | N.D. | / | / | / | |
| | | | Cd | N.D. | | | | |
| | | | Hg | N.D. | | | | |
| | | | Cr | N.D. | | | | |
| | | | Br | 2.15×10 ³ | | | | |
| | | | Cr ⁶⁺ | | | | | |
| | | | PBBs | | | | | N.D. |
| | | | PBDEs | | | | | N.D. |
| 312 | C-1 |  | Pb | N.D. | / | / | / | |
| | | | Cd | N.D. | | | | |
| | | | Hg | N.D. | | | | |
| | | | Cr | N.D. | | | | |
| | | | Br | N.D. | | | | |
| | | | Cr ⁶⁺ | | | | | |
| | | | PBBs | | | | | |
| | | | PBDEs | | | | | |

| No. | Sample No. | Figure | X-ray Screening | | chemical test | | |
|-----|------------|---|------------------|------|---------------|---------|-------|
| | | | Element | Data | UV-Vis | ICP-OES | GC-MS |
| 313 | C-2 |  | Pb | N.D. | / | / | / |
| | | | Cd | N.D. | | | |
| | | | Hg | N.D. | | | |
| | | | Cr | N.D. | | | |
| | | | Br | / | | | |
| | | | Cr ⁶⁺ | | | | |
| | | | PBBs | | | | |
| | | | PBDEs | | | | |
| 314 | C-3 |  | Pb | N.D. | / | / | / |
| | | | Cd | N.D. | | | |
| | | | Hg | N.D. | | | |
| | | | Cr | N.D. | | | |
| | | | Br | N.D. | | | |
| | | | Cr ⁶⁺ | | | | |
| | | | PBBs | | | | |
| | | | PBDEs | | | | |
| 315 | C-4 |  | Pb | N.D. | / | / | / |
| | | | Cd | N.D. | | | |
| | | | Hg | N.D. | | | |
| | | | Cr | N.D. | | | |
| | | | Br | N.D. | | | |
| | | | Cr ⁶⁺ | | | | |
| | | | PBBs | | | | |
| | | | PBDEs | | | | |
| 316 | C-5 |  | Pb | N.D. | / | / | / |
| | | | Cd | N.D. | | | |
| | | | Hg | N.D. | | | |
| | | | Cr | N.D. | | | |
| | | | Br | / | | | |
| | | | Cr ⁶⁺ | | | | |
| | | | PBBs | | | | |
| | | | PBDEs | | | | |
| 317 | C-6 |  | Pb | N.D. | / | / | / |
| | | | Cd | N.D. | | | |
| | | | Hg | N.D. | | | |
| | | | Cr | N.D. | | | |
| | | | Br | / | | | |
| | | | Cr ⁶⁺ | | | | |
| | | | PBBs | | | | |
| | | | PBDEs | | | | |
| 318 | C-7 |  | Pb | N.D. | / | / | / |
| | | | Cd | N.D. | | | |
| | | | Hg | N.D. | | | |
| | | | Cr | N.D. | | | |
| | | | Br | N.D. | | | |
| | | | Cr ⁶⁺ | | | | |
| | | | PBBs | | | | |
| | | | PBDEs | | | | |

| No. | Sample No. | Figure | X-ray Screening | | chemical test | | |
|-----|------------|---|------------------|------|---------------|---------|-------|
| | | | Element | Data | UV-Vis | ICP-OES | GC-MS |
| 319 | C-8 |  | Pb | N.D. | / | / | / |
| | | | Cd | N.D. | | | |
| | | | Hg | N.D. | | | |
| | | | Cr | N.D. | | | |
| | | | Br | N.D. | | | |
| | | | Cr ⁶⁺ | | | | |
| | | | PBBs | | | | |
| | | | PBDEs | | | | |
| 320 | C-9 |  | Pb | N.D. | / | / | / |
| | | | Cd | N.D. | | | |
| | | | Hg | N.D. | | | |
| | | | Cr | N.D. | | | |
| | | | Br | N.D. | | | |
| | | | Cr ⁶⁺ | | | | |
| | | | PBBs | | | | |
| | | | PBDEs | | | | |
| 321 | C-10 |  | Pb | N.D. | / | / | / |
| | | | Cd | N.D. | | | |
| | | | Hg | N.D. | | | |
| | | | Cr | N.D. | | | |
| | | | Br | N.D. | | | |
| | | | Cr ⁶⁺ | | | | |
| | | | PBBs | | | | |
| | | | PBDEs | | | | |
| 322 | C-11 |  | Pb | N.D. | / | / | / |
| | | | Cd | N.D. | | | |
| | | | Hg | N.D. | | | |
| | | | Cr | N.D. | | | |
| | | | Br | N.D. | | | |
| | | | Cr ⁶⁺ | | | | |
| | | | PBBs | | | | |
| | | | PBDEs | | | | |
| 323 | C-12 |  | Pb | N.D. | / | / | / |
| | | | Cd | N.D. | | | |
| | | | Hg | N.D. | | | |
| | | | Cr | N.D. | | | |
| | | | Br | N.D. | | | |
| | | | Cr ⁶⁺ | | | | |
| | | | PBBs | | | | |
| | | | PBDEs | | | | |
| 324 | C-13 |  | Pb | N.D. | / | / | / |
| | | | Cd | N.D. | | | |
| | | | Hg | N.D. | | | |
| | | | Cr | N.D. | | | |
| | | | Br | / | | | |
| | | | Cr ⁶⁺ | | | | |
| | | | PBBs | | | | |
| | | | PBDEs | | | | |

| No. | Sample No. | Figure | X-ray Screening | | chemical test | | |
|-----|------------|---|------------------|----------------------|---------------|---------|-------|
| | | | Element | Data | UV-Vis | ICP-OES | GC-MS |
| 325 | C-14 |  | Pb | N.D. | / | / | / |
| | | | Cd | N.D. | | | |
| | | | Hg | N.D. | | | |
| | | | Cr | N.D. | | | |
| | | | Br | N.D. | | | |
| | | | Cr ⁶⁺ | | | | |
| | | | PBBs | | | | |
| | | | PBDEs | | | | |
| 326 | C-15 |  | Pb | N.D. | / | / | / |
| | | | Cd | N.D. | | | |
| | | | Hg | N.D. | | | |
| | | | Cr | N.D. | | | |
| | | | Br | N.D. | | | |
| | | | Cr ⁶⁺ | | | | |
| | | | PBBs | | | | |
| | | | PBDEs | | | | |
| 327 | C-16 |  | Pb | N.D. | / | / | / |
| | | | Cd | N.D. | | | |
| | | | Hg | N.D. | | | |
| | | | Cr | 4.78×10 ⁴ | | | |
| | | | Br | / | | | |
| | | | Cr ⁶⁺ | | N.D. | | |
| | | | PBBs | | | | |
| | | | PBDEs | | | | |
| 328 | C-17 |  | Pb | N.D. | / | / | / |
| | | | Cd | N.D. | | | |
| | | | Hg | N.D. | | | |
| | | | Cr | N.D. | | | |
| | | | Br | N.D. | | | |
| | | | Cr ⁶⁺ | | | | |
| | | | PBBs | | | | |
| | | | PBDEs | | | | |
| 329 | C-18 |  | Pb | N.D. | / | / | / |
| | | | Cd | N.D. | | | |
| | | | Hg | N.D. | | | |
| | | | Cr | N.D. | | | |
| | | | Br | N.D. | | | |
| | | | Cr ⁶⁺ | | | | |
| | | | PBBs | | | | |
| | | | PBDEs | | | | |
| 330 | C-19 |  | Pb | N.D. | / | / | / |
| | | | Cd | N.D. | | | |
| | | | Hg | N.D. | | | |
| | | | Cr | N.D. | | | |
| | | | Br | N.D. | | | |
| | | | Cr ⁶⁺ | | | | |
| | | | PBBs | | | | |
| | | | PBDEs | | | | |

| No. | Sample No. | Figure | X-ray Screening | | chemical test | | |
|-----|------------|--|------------------|----------------------|---------------|---------|-------|
| | | | Element | Data | UV-Vis | ICP-OES | GC-MS |
| 331 | C-20 |  | Pb | N.D. | / | / | / |
| | | | Cd | N.D. | | | |
| | | | Hg | N.D. | | | |
| | | | Cr | N.D. | | | |
| | | | Br | / | | | |
| | | | Cr ⁶⁺ | | | | |
| | | | PBBs | | | | |
| | | | PBDEs | | | | |
| 332 | C-21 |  | Pb | N.D. | / | / | / |
| | | | Cd | N.D. | | | |
| | | | Hg | N.D. | | | |
| | | | Cr | N.D. | | | |
| | | | Br | / | | | |
| | | | Cr ⁶⁺ | | | | |
| | | | PBBs | | | | |
| | | | PBDEs | | | | |
| 333 | C-22 |  | Pb | N.D. | / | / | / |
| | | | Cd | N.D. | | | |
| | | | Hg | N.D. | | | |
| | | | Cr | N.D. | | | |
| | | | Br | 1.03×10 ³ | | | |
| | | | Cr ⁶⁺ | | | | |
| | | | PBBs | | | | N.D. |
| | | | PBDEs | | | | N.D. |

Remark:

(1) mg/kg=ppm

(2) N.D. = Not Detected (< MDL);

(3)"/"= Not Conducted

(4)MDL = Method Detection Limit

(5) ^ = a. The sample is N.D. for Cr⁶⁺ if Cr⁶⁺ is N.D. (concentration less 0.10ug/cm²).The coating is considered a non- Cr⁶⁺ based coating.

b. The sample positive for Cr⁶⁺ if the Cr⁶⁺ concentration greater than 0.13ug/cm². The sample coating is considered to contain Cr⁶⁺.

c. The result between 0.10ug/cm² and 0.13ug/cm² is considered to be inconclusive unavoidable coating variations may influence the determination.

(6)# = Lead in copper alloy containing up to 4% lead by weight. The item is exempted from the requirements of the item 6(c) in ANNEX III, (Directive 2011/65/EU).

(7) & = Electrical and electronic components containing lead in a glass or ceramic other than dielectric ceramic in capacitors, e.g. piezoelectronic devices, or in a glass or ceramic matrix compound. The item is exempted from the requirements of the item 7(c)- I in ANNEX III, (Directive 2011/65/EU).


Annex A Photographs of the EUT



A



A



B



C



Annex B General Information

1.1 Identification of the Responsible Testing Laboratory

| | |
|-------------------------------|--|
| Company Name: | Shenzhen Morlab Communications Technology Co., Ltd. |
| Department: | Morlab Laboratory |
| Address: | FL.3, Building A, FeiYang Science Park, No.8 LongChang Road, Block 67, BaoAn District, ShenZhen, GuangDong Province, P. R. China |
| Responsible Test Lab Manager: | Mr. Su Feng |
| Telephone: | +86 755 36698555 |
| Facsimile: | +86 755 36698525 |

1.2 Identification of the Responsible Testing Location

| | |
|----------|--|
| Name: | Shenzhen Morlab Communications Technology Co., Ltd. Morlab Laboratory |
| Address: | FL.3, Building A, FeiYang Science Park, No.8 LongChang Road, Block 67, BaoAn District, ShenZhen, GuangDong Province, P. R. China |

1.3 Accreditation Certificate

Accredited Testing Laboratory: CNAS No. L3572
(Shenzhen Morlab Communications Technology Co., Ltd.)

1.4 Test Equipments Utilized

| No. | Equipment Name | Serial No. | Type | Manufacturer | Cal.Date | Cal.Due Date |
|-----|---|--------------|------------|--------------|------------|--------------|
| 1 | X-Ray Fluorescence Spectroscopy(XRF) | 0102 | EDX-1800B | Skyray | 2017.05.23 | 2018.05.23 |
| 2 | gas chromatograph-mass spectrometer (GC-MS) | CN10617090 | 6890-5975I | Agilent | 2017.05.23 | 2018.05.23 |
| 3 | ultraviolet-uisible spectrophotometer(UV-Vis) | 0153 | UV-1100 | Labtech | 2017.05.23 | 2018.05.23 |
| 4 | IPC-OES | 842320072001 | iCAP7200 | Thermo | 2017.05.23 | 2018.05.23 |

***** END OF REPORT *****